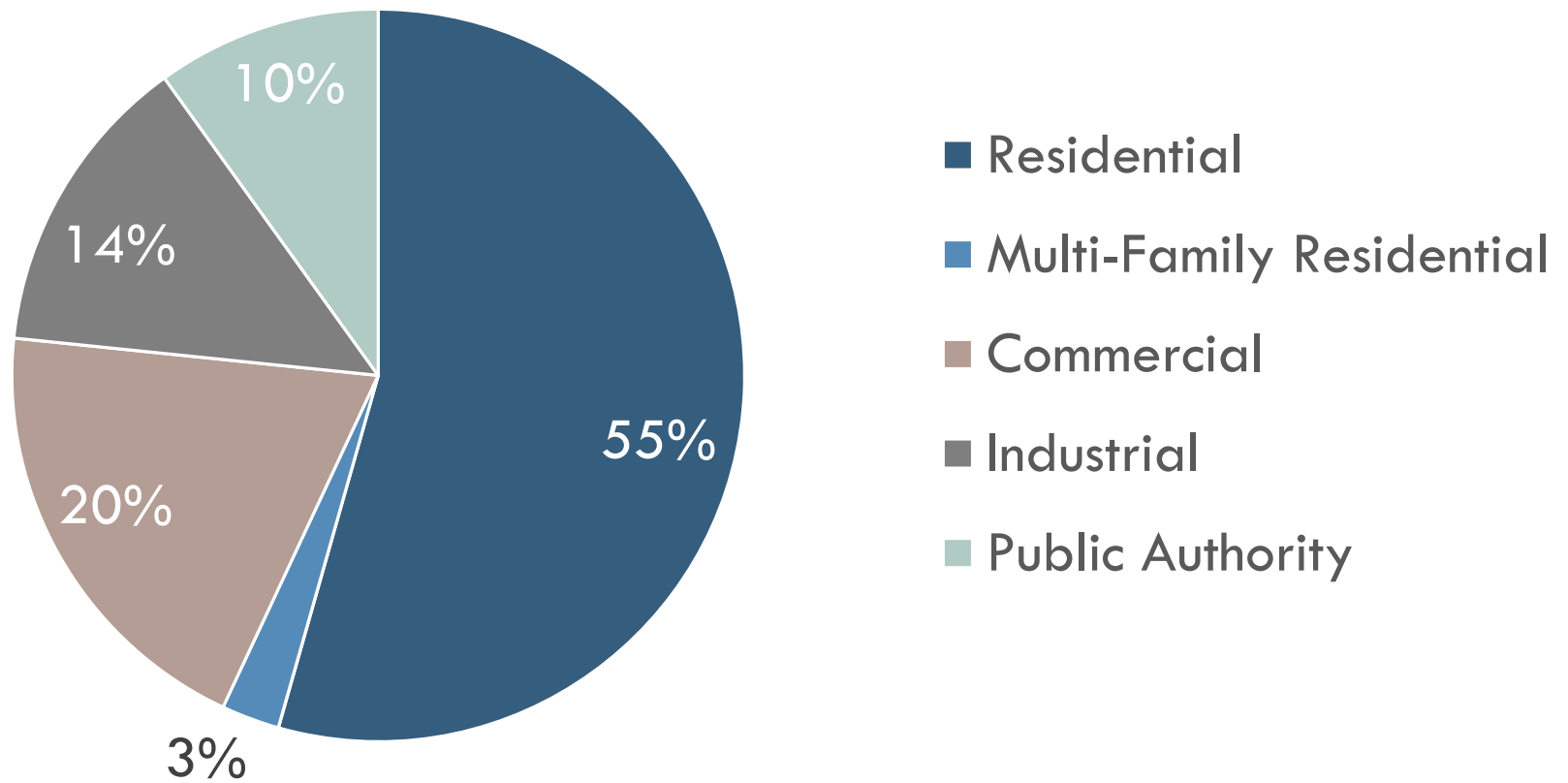


Proposed Sewer Rate Increase



Primary Revenue Sources for Wausau Wastewater Utility



Average Residential User

Wausau Waterworks Utility

Sewer Rates - Current and Proposed Increase for January 2019

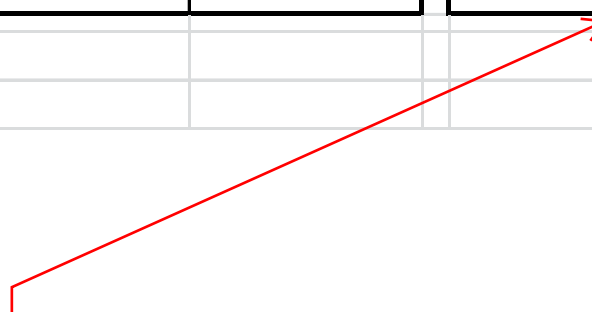
Sample Case: 5/8" or 3/4" Meter

Utility Charges	Current Rate/ccf	Qty ccf*	Qtr Charge	Proposed Rate/ccf	Qty ccf*	Qtr Charge	Diff Qtr \$	Diff monthly \$
Sewer - Qtrly Fee	17.00	Fixed	17.00	20.40	Fixed	20.40	3.40	1.13
Sewer - Vol Chrg	2.59	43	111.37	3.11	43	133.73	22.36	7.45
Sewer Service Subtotal			128.37			154.13	25.76	8.59

Notes

* ccf - 100 cubic feet = 748 gal per unit

Monthly/Quarterly Increase



Actual Residential User - LINDMAN

CURRENT RATE STRUCTURE

Utility Charges	Current Rate/ccf	Jul-Sep '17 Qty ccf	Qtr Charge	Oct-Dec '17 Qty ccf	Qtr Charge	Jan-Mar '18 Qty ccf	Current Qtr Charge	Apr-Jun '18 Qty ccf	Current Qtr Charge
Sewer - Qtrly Fee	23.00	Fixed	23.00	Fixed	23.00	Fixed	23.00	Fixed	23.00
Sewer - Vol Chrg	2.59	62	160.58	25	64.75	26	67.34	57	147.63
Sewer Total			183.58		87.75		90.34		170.63

PROPOSED RATE STRUCTURE - 2019

Utility Charges	Proposed Rate/ccf	Jul-Sep '17 Qty ccf	Proposed Qtr Charge	Oct-Dec '17 Qty ccf	Proposed Qtr Charge	Jan-Mar '18 Qty ccf	Proposed Qtr Charge	Apr-Jun '18 Qty ccf	Proposed Qtr Charge
Sewer - Qtrly Fee	27.60		27.60		27.60		27.60		27.60
Sewer - Vol Chrg	3.11	62	192.82	25	77.75	26	80.86	57	177.27
Sewer Total			220.42		105.35		108.46		204.87

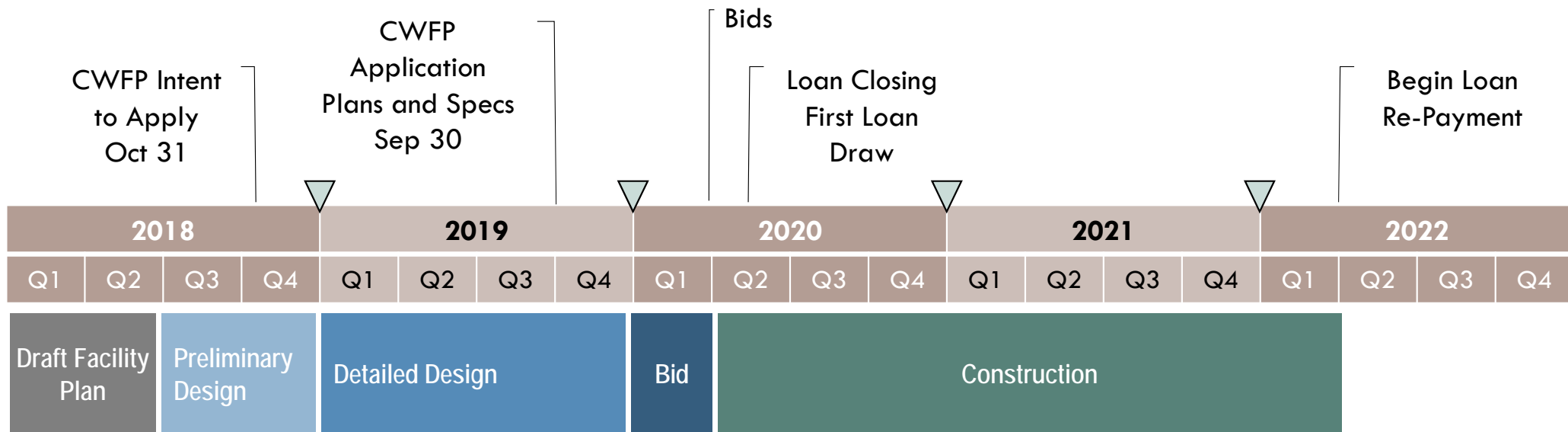
Difference Quarterly = 36.84 17.60 18.12 34.24

Annual Increase = 106.80

Monthly Increase = 8.90

Monthly/Quarterly Increase

The Project Implementation Schedule



▼ Phased Rate Increase

Realizing the Objective: Maximizing Use of Existing Infrastructure and Previous Investments

