



Express Route Guide

2022-2023 School Year

Express routes run on school days only

The routes shown in this guide are designed to enhance our regular routes and accommodate the increased passenger loads during the school year. These routes will run only on school days. All of the routes in this guide are available to the general public.

Hours of Operation

Express routes run on days when Wausau District Schools are in session. Routes X1, X2, X3, X5 and X6 only make one trip in each direction, at the times shown on the map. Route X7 makes two AM trips outbound from the Transit Center, and one PM trip inbound from Horace Mann Middle School. Routes X4 and X9 have multiple trips to and from the Transit Center – see schedules for trip times.

Holidays

Metro Ride does **not** provide service on the following Holidays: New Years Day, Memorial Day, Independence Day (July 4), Labor Day, Thanksgiving Day, Christmas Day.

Office Hours

Monday-Friday, 8:00 a.m. to 4:30 p.m.

Fares & Passes

	Cash Fare	Monthly Pass
Adults	\$1.75	\$42
Seniors (65+) or Persons with Disabilities With Medicare card or Reduced Fare Card issued by Metro Ride	\$.85	\$21
Students Age 5 through senior high school	\$1.50	\$21
Children Under age 5, accompanied by an adult	Free	
Monthly passes are valid for unlimited rides during the calendar month shown on the pass.		
Youth Freedom Pass Age 5 through senior high school Valid for unlimited rides from Jun 1 to Aug 31		\$28
10 Adult fare tokens Each token valid for one Adult fare		\$11
10 Student tickets Each ticket valid for one Student fare		\$9.50

Where to buy passes, tickets and tokens:

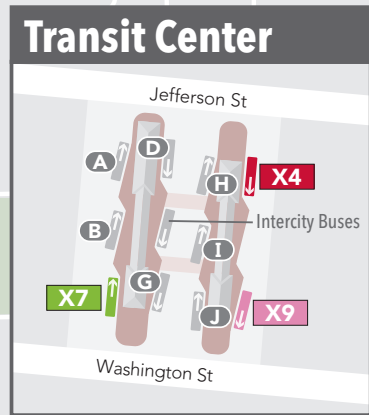
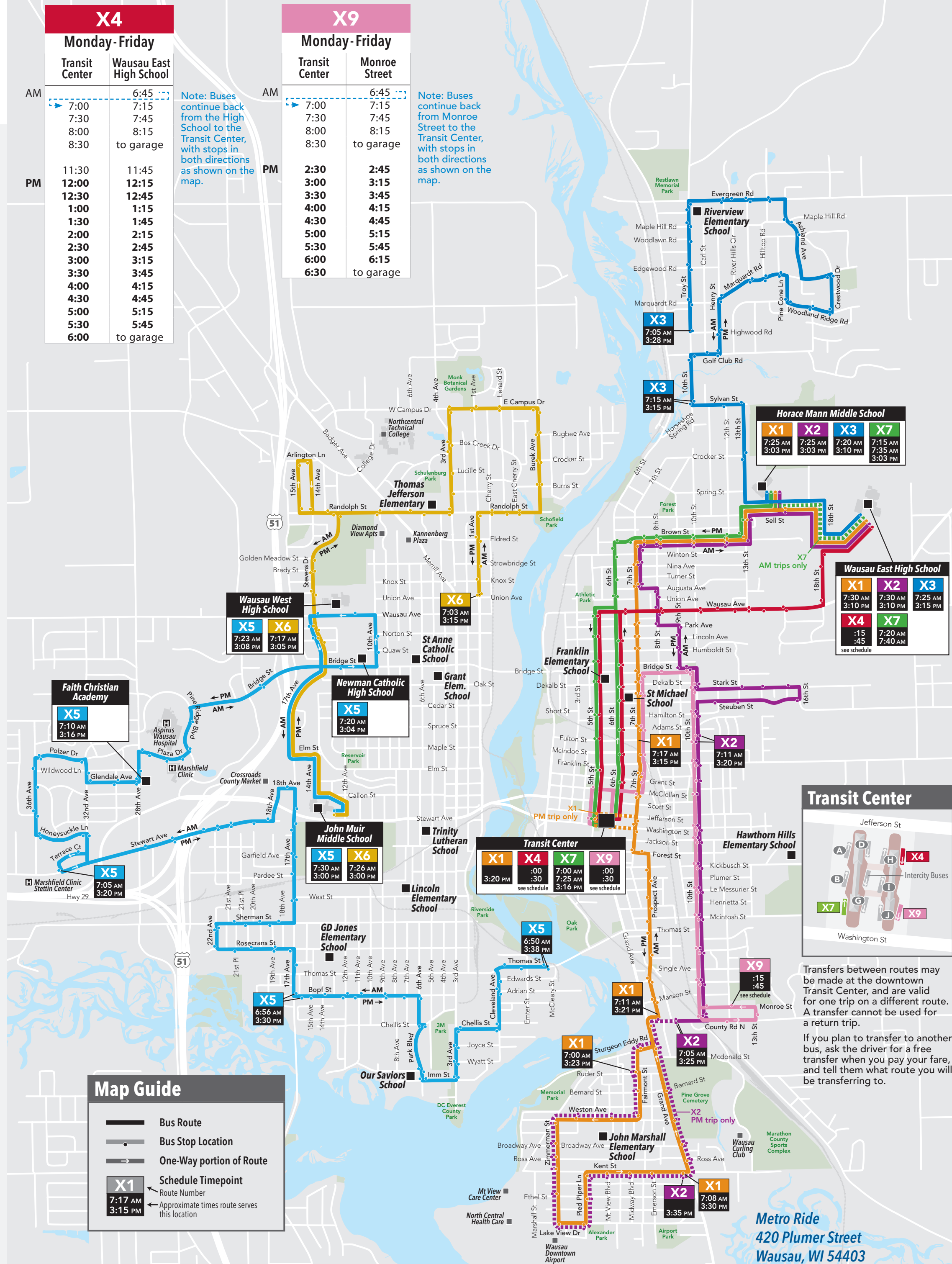
	Student Tickets	Adult Tokens	Monthly Passes
Metro Ride Office	•	•	•
County Market	•	•	•
Wausau City Hall	•	•	•
North Central Health Care	•	•	•
Riverview Towers	•	•	•
Sturgeon Bluff Apartments	•	•	•
East High School	•	•	•
Horace Mann Middle School	•	•	•
NTC Bookstore	•	•	•
John Muir Middle School	•	•	•
West High School	•	•	•

X4		
Monday - Friday		
Transit Center	Wausau East High School	
AM	6:45	
	7:00	7:15
	7:30	7:45
	8:00	8:15
	8:30	to garage
PM	11:30	11:45
	12:00	12:15
	12:30	12:45
	1:00	1:15
	1:30	1:45
	2:00	2:15
	2:30	2:45
	3:00	3:15
	3:30	3:45
	4:00	4:15
	4:30	4:45
	5:00	5:15
	5:30	5:45
	6:00	to garage

Note: Buses continue back from the High School to the Transit Center, with stops in both directions as shown on the map.

X9		
Monday - Friday		
Transit Center	Monroe Street	
AM	6:45	
	7:00	7:15
	7:30	7:45
	8:00	8:15
	8:30	to garage
PM	2:30	2:45
	3:00	3:15
	3:30	3:45
	4:00	4:15
	4:30	4:45
	5:00	5:15
	5:30	5:45
	6:00	6:15
	6:30	to garage

Note: Buses continue back from Monroe Street to the Transit Center, with stops in both directions as shown on the map.



Transfers between routes may be made at the downtown Transit Center, and are valid for one trip on a different route. A transfer cannot be used for a return trip.

If you plan to transfer to another bus, ask the driver for a free transfer when you pay your fare, and tell them what route you will be transferring to.

Schedules, routes and fares subject to change. See metroride.ci.wausau.wi.us for updates. Map for reference only. Information is believed to be accurate but accuracy is not guaranteed.

Metro Ride
420 Plumer Street
Wausau, WI 54403
715-842-9287
metroride.ci.wausau.wi.us
email: metroride@ci.wausau.wi.us



Express Route Guide

2022-2023 School Year

Express routes run on school days only



715-842-9287

metroride.ci.wausau.wi.us

email: metroride@ci.wausau.wi.us

Welcome to Metro Ride

Public transportation has been part of the fabric of our community for many years, dating back to the first street cars in 1906. Much has changed over the years, but our objective – to provide safe, reliable, affordable, basic mobility has remained unchanged. Today, Metro Ride provides accessible city bus service for the general public, as well as paratransit service for people with disabilities. On behalf of Metro Ride, I invite you to give our quality services a try!


Greg Seubert, Transit Director

Planning your trip

The routes shown in this guide are designed to enhance our regular routes and accommodate the increased passenger loads during the school year. These routes will run only on school days. All of the routes in this guide are available to the general public.

Use the map to find a route and bus stop locations that meet your travel needs. Take note of the direction of travel on one-way portions of the route.

You can catch an Express route at any bus stop location shown on this map. When Express routes operate on the same street as a regular route, bus stops are marked with a blue **The Bus Stop** sign. When Express routes operate on a streets that are not regular bus routes, bus stops are marked with an **Express Bus Stop** sign.



Schedule times are shown at points along each route. These locations are called 'timepoints'. Your bus stop may be between these locations. Use these timepoints to estimate the bus arrival time for your stop.

Routes **X1, X2, X3, X5** and **X6** only make one trip in each direction, at the times shown on the map. Route **X7** makes two AM trips outbound from the Transit Center, and one PM trip inbound from Horace Mann Middle School. Routes **X4** and **X9** have multiple trips to and from the Transit Center – see schedules for trip times.

All Metro Ride express routes are labeled with an X and a route number as shown on the map. Destination signs on the bus will read "Express", along with the route number. If you need assistance planning your trip, call Metro Ride at **715-842-9287**.

Rules of the Ride

Give your seat to any person who is less able to stand than you are.

Fold child strollers so the aisle remains clear for other riders.

Follow instructions provided by the driver.

Wear proper clothing (shirts and shoes are required; wearing ice-skates and roller blades is prohibited).

Use headphones when listening to audio.

Service animals are welcome. Other animals must be enclosed in a container and held on your lap.

No smoking, chewing tobacco or e-cigarette use allowed.

No eating or drinking.

No weapons or hazardous materials allowed.

Unruly passengers will not be transported.

See metroride.ci.wausau.wi.us for more riding rules.

Drivers may ask any riders not observing the rules to leave the bus.



**420 Plumer Street
Wausau, WI 54403**

715-842-9287

metroride.ci.wausau.wi.us

email: metroride@ci.wausau.wi.us

How to Ride

Catching the bus

Arrive at your bus stop a few minutes before the scheduled departure time. When you see the bus coming, step up to the curb and wave to the driver to let them know you'd like to board. If the bus stop is obstructed by snow, wait at the nearest opening in the snowbank, such as a driveway or crosswalk.

Paying your fare

Pay your fare as you board the bus. Cash and tokens should be inserted into the slot in the top of the farebox (note that drivers do not make change). Tickets and transfers should be given to the driver. If you use a bus pass, you must show it to the driver each time you ride.

If you plan to transfer to another bus, ask the driver for a free transfer when you pay your fare, and tell them what route you will be transferring to. Transfers are valid only at the downtown Transit Center, and are valid for one trip on a different route. A transfer cannot be used for a return trip.

Transfers

You can transfer between express routes and regular routes if the two routes intersect at the transit center. Please refer to the Metro Ride Transit System Map and Rider Guide for more information.

On-board the bus

Take your seat quickly. The bus may begin moving unless you ask the driver to wait until you are seated. If the bus is crowded and there is no seat available, move toward the rear and stand where you can hold on to a handrail or grab strap. To ensure a safe, clean, comfortable ride, be considerate of your fellow riders, and follow these simple, common sense rules. As much as possible, please avoid moving about while the bus is in motion, particularly in wet or snowy weather when the bus floor is likely to be slippery.

Departing the bus

Signal the driver about a block before your stop by pulling the cord located above or alongside the windows. Please remain seated until the bus has come to a complete stop. When the bus has stopped moving, exit the front or rear door and wait until the bus has pulled away before starting to cross the street.

Bike Racks

Metro Ride buses have a bike rack on the front with the capacity for two bikes. Using the bike racks is free. Although they are easy to use, please read through the step-by-step instructions available on our website before giving them a try. Visit metroride.ci.wausau.wi.us and click the **Bike Rack Users Guide** link.

Detours and delays

From time to time, we run behind schedule, generally because of traffic or weather conditions. At times we must detour from the regular route because we cannot use a street or streets on which we usually operate. When there are significant delays or when a route has to be detoured, Metro Ride will make every effort to ensure that the public is informed.

Accessibility



All Metro Ride buses are equipped with wheelchair lifts or ramps. Disabled riders who do not use a wheelchair but are unable to climb the steps may request to use the lift or ramp to board the bus. If your disability prevents you from using a Metro Ride bus, you may qualify for Metro Ride Paratransit service. It is an origin-to destination service which operates during the same hours and in the same general service area as Metro Ride bus service. Metro Ride must certify your eligibility before you can use this service. For additional information, call us at 715-842-9287 during regular office hours or visit our website at metroride.ci.wausau.wi.us

Title VI

Metro Ride assures that no person shall, on the grounds of race, color or national origin be excluded from the participation in, be denied the benefits of, or be otherwise subjected to discrimination under any program, activity or service provided by Metro Ride, as provided by Title VI of the Civil Rights Act of 1964, as amended.

Persons who wish to make a complaint regarding violations of this policy may complete and submit a Title VI Complaint Form (Title VI Tsis Txaus Siab daim ntawv) to Metro Ride, 420 Plumer Street, Wausau, 54403 or via email at metroride@ci.wausau.wi.us

Persons who wish to obtain additional information regarding Title VI obligations may contact Metro Ride at 715-842-9287 or refer to the Metro Ride Title VI Plan.

ADA Policy Notice

In accordance with requirements of Title II of the Americans with Disabilities Act (ADA), Metro Ride will not discriminate against qualified individuals with disabilities on the basis of disability in its services, programs or activities. If you need assistance or reasonable accommodation in participating in a meeting or event due to a disability as defined by the ADA, please contact the City of Wausau ADA Coordinator at 715-261-6620 or via email at clerk@ci.wausau.wi.us at least 48 hours prior to the scheduled meeting or event to request an accommodation. Written requests may also be submitted in writing to the ADA Coordinator using the ADA Accommodation Request Form.