

Figure 23.09.11a: Permanent Business Sign Group ²							Sign Area & Height Maximums for Zoning Districts:			
Sign Categories & Sign Types	Sign Permit Required and Approver	Number of Signs Allowed	Sign Locations Allowed	Sign Face Materials Allowed	Sign Lighting Allowed	Sign Area Formula	1 & 2 Family Residential	Multi-Family Residential	Non-Residential and Mixed-Use	Downtown
							RH-35, SR-2, SR-3, SR-5, SR-7, MH-7, DR-8, TF-10	TRD-12, MRL-12, MRM-20, MRH-50	I, NMU, UMU, SO, SMU, DPMU, RP, LI, MI, HI, IOS, IOC, AO, EX	DHMU, DRMU
A. Freestanding Sign Category ^{1, 2}										
1. Monument Sign ^{1, 2, 4, 6, 11}	Same as Wall Sign. Yes: For each new sign. P.C. approval.	1 sign per street frontage, plus 1 sign per lot with more than 200 feet of total street frontage	15' from the street curb face. ⁹	Durable, all-weather materials in all districts. ^{9, 11}	Standard. ^{5, 12}	1 sf of sign area per 1 ft of street frontage or on-site parking	Not allowed	50 sf area per frontage 8 ft height limit	250 sf area per frontage 10 ft height limit	50 sf area per frontage 10 ft height limit
2. Dual-Post Sign ^{1, 2, 4, 11}							Not allowed			
3. Pylon Sign ^{2, 6}							Not allowed			
B. On-Building Sign Category ^{1, 2} Note: All On-Building Signs on the same building façade must be the same Type of Sign (1-5), below.										
1. Wall Sign ^{1, 2, 6, 7, 8}	Yes: For each new sign. City Staff approval.	1 sign per exterior wall not abutting residential use or zoning district, plus one sign per customer entry ³	Sign shall not extend above parapet or fascia. Minimum overhang rules. Sign may not project within 2 feet of curb. ^{8, 9}	Durable, all-weather materials in all districts.	Standard. ^{5, 12}	1 sf of sign area per 1 ft of building façade length ^{3, 7}	Not allowed	200 sf area	Per formula.	
2. Awning Sign ^{1, 2, 8}							Not allowed	Per formula.		
3. Canopy Sign ^{1, 2, 8}	Yes: For each new sign. P.C. approval.				Standard. ^{5, 12}		Not allowed	40 sf area	60 sf area	40 sf area
4. Marquee Sign ^{1, 2, 8, 13, 14}							Not allowed	Not allowed	150 sf area	
5. Projecting Sign ^{1, 2, 8}							Not allowed	Not allowed	12 sf area	12 sf area ¹⁴
C. Pedestrian Sign Category ^{1, 2} Note: All Pedestrian Signs on the same building façade must be the same Type of Sign (1-2), below.										
1. Blade Sign ^{1, 2, 8}	Yes: For each new sign. P.C. approval.	1 for each customer entrance.	Minimum overhang rules. ^{8, 9}	Durable, all-weather materials in all districts.	Gooseneck.	None. Use max area.	Not allowed		16 sf area	12 sf area
2. Suspended Sign ^{1, 2, 8}							Not allowed		10 sf area	10 sf area
D. Daily Notice Sign Category ^{1, 2}										
1. Menu Board Sign ^{1, 2}	Yes: For each new sign. City Staff approval.	1 for each business.	Within 10 ft of customer entrance. ^{9, 12}	Durable, all-weather materials in all districts.	Internal.	None. Use max area.	Not allowed	8 sf area		
2. Sandwich Board Sign ^{1, 2}			15' from the street curb face. ^{9, 12}				Ambient only.	Not allowed	8 sf area / 4 ft height / 2 ft width	
3. Bulletin Board Sign ^{1, 2, 12}	Drive-thru ^{10, 12}						Internal.	Not allowed	10 sf area / 8 sf height ¹²	
4. Order Board Sign ^{1, 2, 10}							Standard. ⁵	Not allowed	24 sf area / 8 ft height	
Footnotes Containing Additional Development Requirements:										
1 Refer to Section 23.09.05 for definitions and rules for each Sign Category (lettered), and each Sign Type (numbered).										
2 Available to land uses identified in Section 23.03.05.										
3 The number of permitted on-building signs may be transferred from one wall to another, but the total combined sign area of all signs on the receiving wall shall still be limited by its length ratio of said wall.										
4 Electronic Message Signs (of up to 50% of the sign area) are permitted for this Sign Type in nonresidential districts. See Section 23.09.08.										
5 "Standard" means the following forms of sign lighting: ambient, backlit, internal, and gooseneck.										
6 Group Development Signs may be up to 50% larger in area and 2 feet taller in height. See Section 23.09.10.										
7 Every business shall be guaranteed a minimum of 50 square feet of Wall Sign area, regardless of the business's actual building façade length.										
8 Bottom of sign shall be a min. of 14 feet above a drive, alley, street, parking space or other vehicle surface; a min. of 8 feet above a sidewalk, patio, or other ground-level surface; and a maximum 3 feet from the building. Wall Signs shall not project more than 12 inches horizontally beyond the edge of any wall or other surface to which they are mounted.										
9 Sign must be located on-site and must not be located within any street right-of-way (which includes the entire public sidewalk and street terrace area) without a permit from the Department of Public Works. Off-premise Freestanding Signs are prohibited.										
10 Order Board Signs shall conform to the location requirements for Drive-Through and In-Vehicle Sales or Service land uses. See Section 23.03.10(10)										
11 Sign must be designed of materials complementary to and harmonious with the building and site, and must be closely integrated with site landscaping.										
12 Only permitted for use by religious institutions.										
13 Marquee signs that project into the airspace over the public lands or way are prohibited except that the two theaters located on Fourth Street may continue to use their marquees for signs. At such time as the nature or purpose of their business substantially changes the use of these two marquee signs shall conform										
14 Maximum 1 per building and must be a minimum of 25 ft from any other projecting sign, unless approved by C.U.P.										
15 Any Internally illuminated sign must have opaque cabinet fields and a translucent message.										
Abbreviations: ft = feet max = maximum min = minimum sf = square feet C.U.P. = Conditional Use Permit P.C. = Plan Commission										

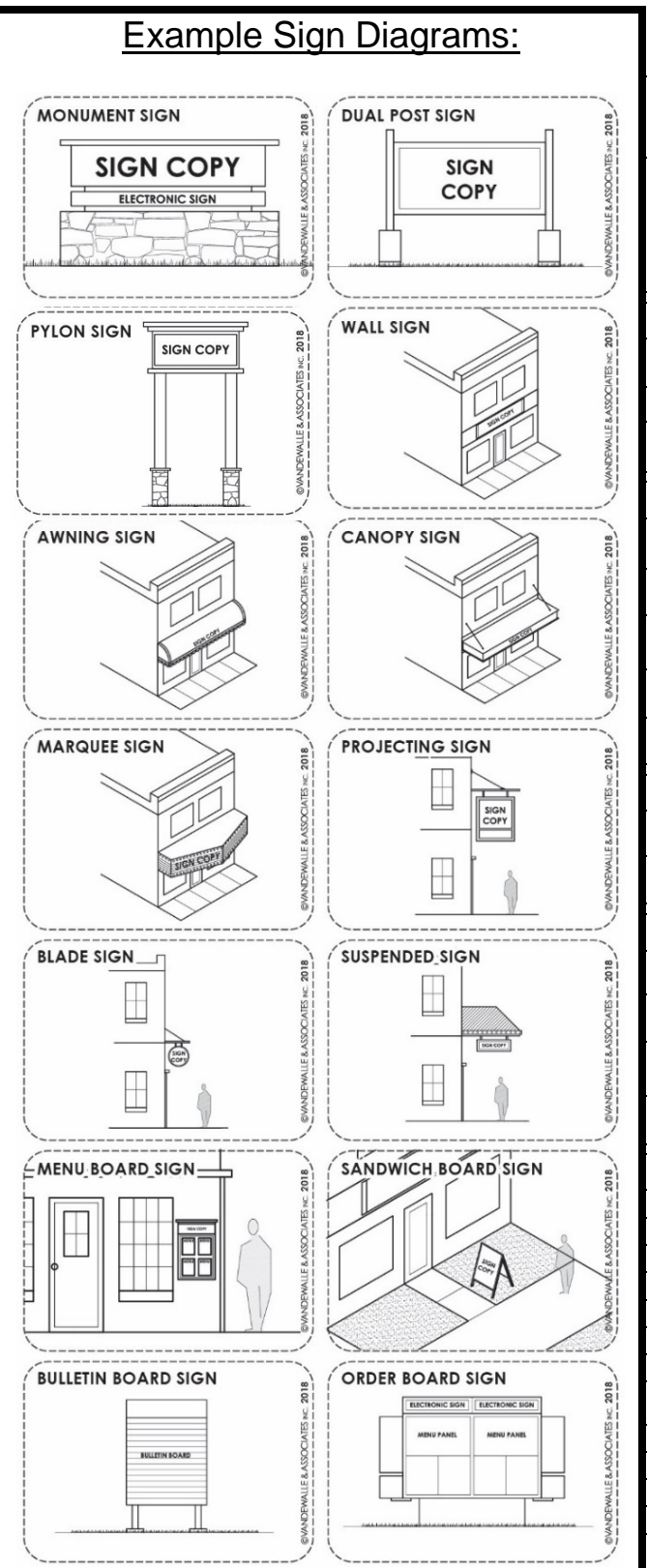


Figure 23.09.11b: Temporary Business Sign Group ²							Sign Area & Height			
							Maximums for Zoning Districts:			
Sign Categories & Sign Types	Sign Permit Required and Approver	Number of Signs Allowed	Sign Locations Allowed	Sign Face Materials Allowed	Sign Lighting Allowed	Sign Area Formula	1 & 2 Family Residential	Multi-Family Residential	Non-Residential and Mixed-Use	Downtown
							RH-35, SR-2, SR-3, SR-5, SR-7, MH-7, DR-8, TF-10	TRD-12, MRL-12, MRM-20, MRH-50	I, NMU, UMU, SO, SMU, DPMU, RP, LI, MI, HI, IOS, IOC, AO, EX	DHMU, DRMU
A. Window Sign Category ^{1,2,4} No time limit on the display of these signs.										
1. Window Sign ^{1,2,4}	No. Sign Permit not required.	Not to exceed maximum coverage percentages. ⁵	Only allowed on the inside of the window.	Paper, vinyl, or similar lightweight material.	Ambient only; up to 1 internally illuminated or neon sign per tenant	Based on the percent of window area covered. →	Not allowed.		50% max window area coverage 20% max window coverage area per façade per story	
B. Temporary Board or Banner Sign Category ^{1,2,3} Display limit of 30 consecutive days, 4 times per calendar year.										
1. Board Sign ^{1,2,3}	No. Sign Permit not required.	Not allowed		Plywood or similar rigid, all-weather material.	Ambient only.	None; Use max sign area limit. →	Not allowed.			
2. Banner Sign ^{1,2,3}		1 per business.	On-building	Vinyl, Fabric, or Lightweight all-weather material.			Not allowed.	100 sf max area, No max height	32 sf max area, No max height	
C. Temporary Flag or Feather Sign Category ^{1,2,3} No time limit on the display of these signs.										
1. Flag Sign ^{1,2,3}	No. Sign Permit not required.	1 per lot.	Sign setback shall be at least max. sign height ³ .	Vinyl, Fabric, or Lightweight all-weather material.	Ambient Only	None; Use max sign area limit. →	32 sf max area, cannot exceed building height			
2. Feather Sign ^{1,2,3}							Not allowed.			
D. Temporary Approved Development Sign Category ^{1,2} Display limit is based on the period of active development. ^{5,6}										
1. Active Building Sign ^{1,2,5}	No. Sign Permit not required.	1 for each development team member.	On-Building; or Freestanding; and clustered in a single location approved by the Public Works Director. ⁸	Any durable, all-weather material.	Ambient only.	None Needed.	200 sf max area, 15 ft max height		250 sf max area, 15 ft max height	
2. Active Plat Sign ^{1,2,6}										
E. Prohibited Temporary Sign Category ¹ Display of the following signs is always prohibited in all zoning districts:										
<ul style="list-style-type: none"> • Signs resembling any traffic control sign, as determined by the Public Works Director. • Signs in a required vision triangle near a street intersection or driveway apron, as determined by the Public Works Director. • Signs that project above the building parapet or eave. • Signs that flutter, undulate, swing, rotate, or otherwise move, e.g. inflatable signs, wind socks/tubes, pennants, streamers, festoons, and pinwheels; except signs permitted in A-C, above. • Flashing, scrolling, or animated signs (including signs that change their appearance more often than once per 10 seconds), beacon, search lights, and strobe lights. • Signs mounted on platforms, with wheels or runners, such as trailer signs or sled signs. 										
Footnotes Containing Additional Development Requirements:										
1 Refer to Section 23.09.05 for definitions and rules for each Sign Category (lettered), and each Sign Type (numbered).										
2 Available to land uses identified in Section 23.03.05.										
3 Sign must be located on-site and must not be located within any street right-of-way (which includes the entire public sidewalk and street terrace area).										
4 A "Window" is the total area within a window frame, which may be divided by muntins or mullions. Glass areas divided by walls, piers or columns are considered separate windows.										
5 Period of active building development is between the issuance of the building permit and the issuance of the first occupancy permit for the building.										
6 Period of active plat development is between the recording of the final plat to the issuance of building permits for 75% of the lots; as applied to each development phase in the final plat.										
Abbreviations: ft = feet max = maximum min = minimum sf = square feet C.U.P. = Conditional Use Permit P.C. = Plan Commission										

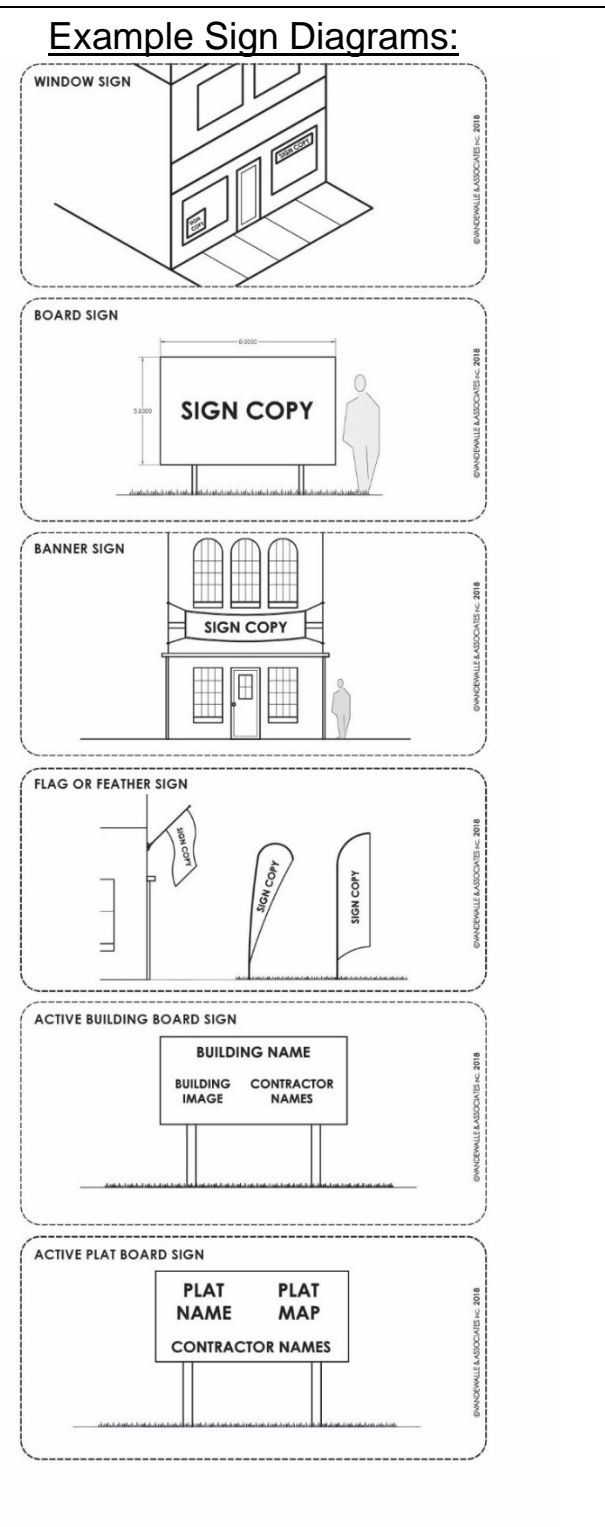


Figure 23.09.11c: Permanent Miscellaneous Sign Group ²							Sign Area & Height Maximums for Zoning Districts:			
							1 & 2 Family Residential	Multi-Family Residential	Non-Residential and Mixed-Use	Downtown
Sign Categories & Sign Types	Sign Permit Required and Approver	Number of Signs Allowed	Sign Locations Allowed	Sign Face Materials Allowed	Sign Lighting Allowed	Sign Area Formula	RH-35, SR-2, SR-3, SR-5, SR-7, MH-7, DR-8, TF-10	TRD-12, MRL-12, MRM-20, MRH-50	I, NMU, UMU, SO, SMU, DPMU, RP, LI, MI, HI, IOS, IOC, AO, EX	DHMU, DRMU
A. City-Required Sign Category ^{1, 2, 6}										
1. Address Sign ^{1, 2, 6}	No. Sign Permit not required.	1 per address. ^{6, 9}	On-building, and visible from street.	Any durable, all-weather material.	Ambient only.	None needed. Use max sign area limit. →	4 sf max area 6 ft max mounted height			
2. Building Management Identification Sign ^{1, 2, 6}	Yes. For each new sign. Staff approval		On-building, and next to main entry. ⁸				4 sf max area 6 ft max mounted height			
3. On-Site Warning Sign ^{1, 2, 6}		On-building, or freestanding. ⁶	6 sf max area 4ft max post mounted height 6 ft max building or fence height							
4. On-Site Directional Sign ^{1, 2, 6, 10}			6 sf max area ¹⁰ 4 ft max post mounted height 6 ft max building or fence height							
B. Optional Miscellaneous Sign Category ^{1, 2, 6}										
1. Metal Plaque Sign ^{1, 2}	Yes. For each new sign. P.C. approval.	Up to 3 per historic building, property, or district.	On-building ⁸ or freestanding. ⁶	Bronze, aluminum, or stainless steel.	Standard. ⁷	None. Needed. Use max sign area limit. →	6 sf max area 6 ft max height			
2. Permanent Plat Sign ^{1, 2, 3, 6}		As approved per the final plat.	Sign setback shall be at least max. sign height. ^{6, 9}	Any durable, all-weather material.	Standard. ^{5, 7}	10 sf per 100 ft of lot frontage	100 sf max area 6 ft max height	200 sf max area 6 ft max height		
3. Institutional Information Sign ^{1, 2, 4, 5, 6}		1 per site with a C.U.P.	Freestanding with minimum 15 ft setback. ^{6, 9}				Not allowed.	200 sf max area 6 ft max height		
4. Institutional and Recreational Interior-Oriented Sign ^{1, 2, 4, 6}		As permitted in writing by the P.C.	Affixed to fences facing the interior of a recreational field.				Ambient only.	None. Needed. Use max sign area limit. →	32 sf max area 15 ft max height	
Footnotes Containing Additional Development Requirements:										
1 Refer to Section 23.09.05 for definitions and rules for each Sign Category (lettered), and each Sign Type (numbered).										
2 Available to all land uses in Section 23.03.05., other than Institutional Information Signs and Institutional Recreational and Interior-Oriented Signs.										
3 Permanent Plat Signs shall be located within a platted outlot or within a permanent sign easement. See Section 23.09.05(3)(b)2.										
4 Institutional Information and Institutional Recreational and Interior-Oriented Signs are only allowed for Institutional land uses as determined by the Zoning Administrator.										
5 An Electronic Message Sign (of up to 50% of the sign area) is permitted for Institutional Information Signs that are not located in or have a screen visible within 100 feet of a residential Zoning District. See Section 23.09.08.										
6 Sign must be located on-site and must not be located within any street right-of-way (which includes the entire public sidewalk and street terrace area), or vision triangle.										
7 "Standard" means the following forms of sign lighting: ambient, backlit, internal, and gooseneck.										
8 On-building sign must be located within 10 feet of building's main entrance.										
9 Additional Address and Building Management Identification Signs are allowed on each public right-of-way facing side of a property (corner lots).										
10 May also include either the name, logo, or symbol of the destination, provided that the name, logo, or symbol is less than 1 square foot.										
Abbreviations: ft = feet max = maximum min = minimum sf = square feet C.U.P. = Conditional Use Permit P.C. = Plan Commission										

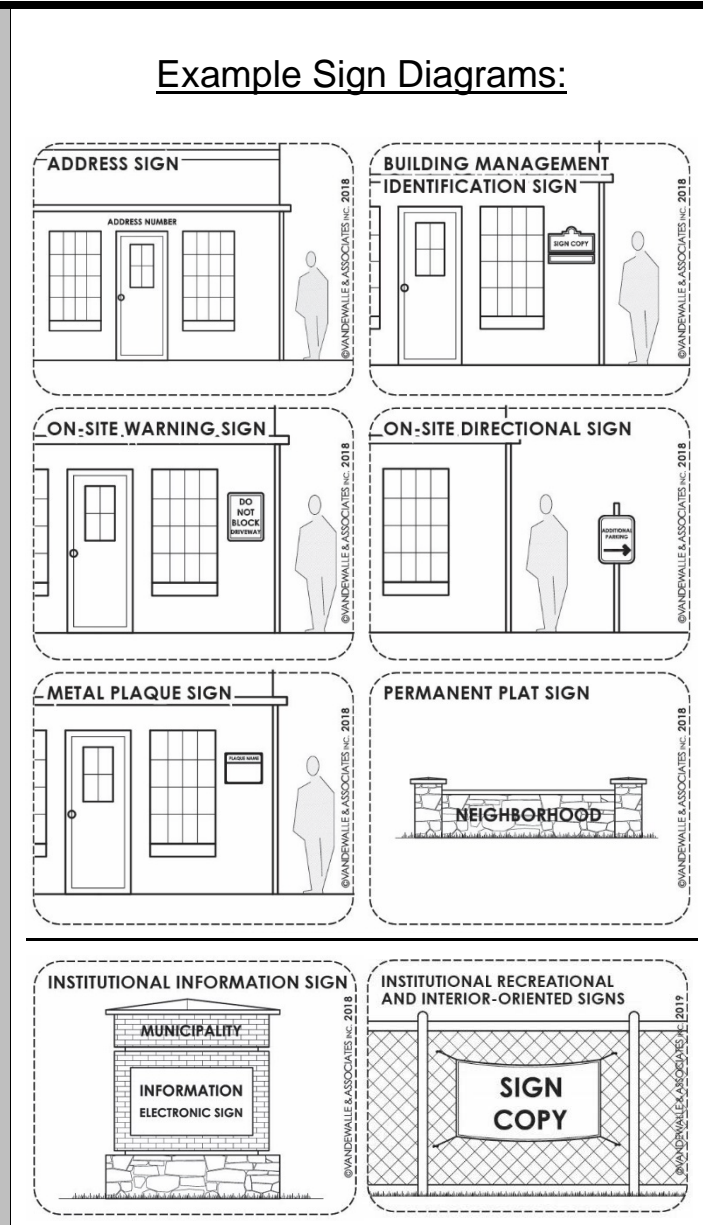


Figure 23.09.11d: Temporary Miscellaneous Sign Group							Sign Area & Height Maximums for Zoning Districts:			
Sign Categories & Sign Types	Sign Permit Required?	Number of Signs Allowed	Sign Locations Allowed	Sign Face Materials Allowed	Sign Lighting Allowed	Sign Area Formula	1 & 2 Family Residential	Multi-Family Residential	Non-Residential and Mixed-Use	Downtown
							RH-35, SR-2, SR-3, SR-5, SR-7, MH-7, DR-8, TF-10	TRD-12, MRL-12, MRM-20, MRH-50	I, NMU, UMU, SO, SMU, DPMU, RP, LI, MI, HI, IOS, IOC, AO, EX	DHMU, DRMU
A. Yard Sign Category										
1. Stake Sign ^{1,2,4,5,6}	No. Sign Permit not required.	1 per street frontage, plus one additional sign	Must be located on-site ³	Any material.	Ambient only.	None needed. Use max sign area limit. →	6 sf max area 4 ft max height			
2. Frame Sign ^{1,2,4,5,6}										
3. Arm & Post Sign ^{1,2,4,6,7}							10 sf max area ⁸ 6 ft max height			
Footnotes Containing Additional Development Requirements:										
1 Refer to Section 23.09.05 for definitions and rules for each Sign Category (lettered), and each Sign Type (numbered).										
2 Available to all land uses identified in Section 23.03.05.										
3 Yard Signs must be located on-site and must not be located within any street right-of-way (which includes the entire public sidewalk and street terrace area), or vision triangle.										
4 Yard Signs may be displayed permanently, but typically are not.										
5 Any number of Yard Signs is permitted within a period of 30 days prior to, and 10 days following, any local, state, or federal election hosted by the City, with a maximum area of 32 square feet per sign and maximum height of 6 feet per sign.										
6 One additional Yard Sign per street frontage is permitted if the subject property is for lease, for rent, for sale, or hosting an open house. The additional sign(s) must be removed within 10 days after undergoing a rental or lease agreement, sale, or open house.										
7 One additional Arm & Post sign is permitted per tax parcel that is for lease, for rent, for sale, not to exceed the total number of units for lease, rent, or sale on the site. The additional sign(s) must be removed within 10 days after undergoing a rental or lease agreement or sale.										
8 The area maximum for Arm & Post signs includes the sign face, as well as any additional placards that are attached to the sign.										
Abbreviations: ft = feet max = maximum min = minimum sf = square feet C.U.P. = Conditional Use Permit P.C. = Plan Commission										

Example Sign Diagrams:

