

# Wausau Fire Department

## 2010 Annual Report



# **ANNUAL REPORT FOR 2010**

## **INDEX**

---

<input type="checkbox"/>	<b>Mission Statement</b>	
<input type="checkbox"/>	<b>City of Wausau Core Values</b>	
<input type="checkbox"/>	<b>Fire Department Core Values</b>	
		Page
<input type="checkbox"/>	Fire Chief Buchberger's Letter	1
<input type="checkbox"/>	Training Letter	2
<input type="checkbox"/>	Fire Inspection Letter	8
<input type="checkbox"/>	Public Official's Directory	9
 <b>Fire Department:</b>		
<input type="checkbox"/>	Organizational Chart	10
<input type="checkbox"/>	Financial Report	11
<input type="checkbox"/>	Department Roster	12
<input type="checkbox"/>	Department Personnel Occurrences, Employee Recognitions	14
 <b>Fire Incident Responses:</b>		
<input type="checkbox"/>	Yearly Response Comparison Chart	15
<input type="checkbox"/>	City of Wausau Fire Responses by Incident Type	16
<input type="checkbox"/>	Investigated Fires	19
<input type="checkbox"/>	Township Runs by Incident Type	21
<input type="checkbox"/>	Tanker Responses, Mutual Aid Responses	22
 <b>Emergency Medical Responses:</b>		
<input type="checkbox"/>	E. M. S. Activity Summary	23
<input type="checkbox"/>	EMS Level of Care, Contracted Territory & Population	23
<input type="checkbox"/>	Ambulance Calls for Service 10 Years	24
<input type="checkbox"/>	Ambulance Calls for Service 10 Years by Month	24
<input type="checkbox"/>	Ambulance Response by Age	25
<input type="checkbox"/>	Ambulance Response 10 Years by Township	26
<input type="checkbox"/>	Response Activity Fire vs. Ambulance	27
 <b>Inspections/Public Relations:</b>		
<input type="checkbox"/>	Fire Inspections	28
<input type="checkbox"/>	2% Fire Insurance Premium Dues	28
<input type="checkbox"/>	Fire Prevention Programs	29
<input type="checkbox"/>	Departmental Events	30

---

# **WAUSAU FIRE DEPARTMENT MISSION STATEMENT**

---

It is the mission of the Wausau Fire Department to provide rapid, professional emergency services.

## **WAUSAU FIRE DEPARTMENT GOALS**

- ☐ ***Emergency Services Goal:*** Provide rapid, effective, and professional response to emergency situations.
  - ☐ ***Fire Prevention/Public Education Goal:*** Promote a safe environment in the Community by educating the public and identifying hazards.
  - ☐ ***Public Relations and Support Goal:*** Gain the support of the public and city government to provide sufficient funds for personnel, equipment, and programs.
  - ☐ ***Workplace and Human Relations Goal:*** Provide a physically and mentally healthy workplace based on trust, good communications, training, and teamwork.
-

# CITY OF WAUSAU CORE VALUES



## MISSION STATEMENT OF THE CITY OF WAUSAU

**In response to our citizens, we will provide services  
in the most effective and efficient manner  
in order to promote and enhance  
our living environment.**

**Plan and encourage positive growth.**

**Promote a positive community image  
by encouraging citizen involvement  
and civic pride.**

### Service to Our Citizens

Employees

Supervisors

Departments Heads

Mayor

Council



## Transforming Our Environment

### City of Wausau Core Values

Citizens  
&  
Employees

Respect

Honesty

Professionalism

Responsibility/  
Accountability

Integrity

Communication-  
Forthright/Transparent

Compassion

Vision/Global Perspective

Stewardship of Resources

Compromise

Safety





## FOR THE GOOD OF ALL



### WAUSAU FIRE & EMS PEER FOCUS GROUP



#### **PURPOSE:**

To improve our work environment through use of our core values.

#### **VISION:**

To be the place where:

All new recruits want to work.

All employees enjoy coming to work.

All are proud of their careers.

All strive to leave a positive legacy.

#### **SCOPE:**

Be open to discuss all issues without actual bargaining.

#### **GROUP GUIDELINES:**

Will not supercede contract.

Turn over to labor/management those issues that are appropriate for them to negotiate.

Be positive and maintain enthusiasm.

Post meeting summary and provide direct feedback to the individual(s) involved.

Respect, listen, work collectively, be forthright and transparent on all issues.

Encourage those who need help beyond our scope, to seek out the appropriate services, i.e. A.E.A.S. (Associated Employee Assistance Services.)

Include our personnel and other departments, in our Peer Focus Group meeting, when necessary.

Learn to trust each other and maintain the confidentiality of the group.

#### **ADMINISTRATIVE GUIDELINES:**

Must have a minimum of 6 members to conduct a meeting; one must be a manager.

Initial term of members is at least two years, but this is open for review at anytime.

Keep minutes of each meeting. After review by group members, post on "O" drive and distribute to all fire department employees via email.

Post list of Peer Focus Group members.

#### **APPROACH / PROCESS:**

Identify issues.

Prioritize.

Determine solutions and/or identify options.

Communicate.



James Tipple, Mayor

Wausau Fire Department  
606 East Thomas Street  
Wausau, Wisconsin 54403  
Telephone (715) 261-7900  
Fax (715) 261-7910



Gary Buchberger, Fire Chief

December 31, 2010

The Honorable Mayor of Wausau  
Members of The Common Council  
Members of The Police and Fire Commission  
Citizens of Wausau

Re: Annual Report for 2010

I am pleased to present the fire department's 2010 Annual Report. The following pages will provide you with a great deal of information concerning the department's activities and accomplishments during the past year.

The accomplishments you will read of here are the accomplishments of the men and women of the Wausau Fire Department, striving to provide you with the best service possible. As always, we must remember that it is the residents and leaders of this community that provide us with the guidance and support that is essential to our efforts. We thank you for that support. To those who will read on, I hope you will find this report informative, and enlightening.

Respectfully Submitted,

*Gary Buchberger, Chief*  
Wausau Fire Department



James Tipple, Mayor

Wausau Fire Department  
606 East Thomas Street  
Wausau, Wisconsin 54403  
Telephone (715) 261-7900  
Fax (715) 261-7910



Gary Buchberger, Fire Chief

Fire Chief Gary Buchberger  
City of Wausau Fire Department  
December 31, 2010

RE: 2010 Training Annual Letter

*"It is the Mission of the Wausau Fire Department to provide rapid, professional emergency services."*

Our mission statement provides the framework for direction and guides the actions of the fire department. The statement isn't simply used as visionary tool for development of a strategic plan; it should be referenced in our training program as well, since the only way we can assure our obligation is being met is through a consistent and comprehensive training program.

Our training program accomplished significant achievements in 2010 (noted below), and will continue on with the growth of the organization into an all-hazard emergency response agency. This will require not only additional training, but collaboration with other organizations as well.

Training Highlights for 2010 include:

- Appointment of a Training Program Manager
- Fire Fighter II certification
- Driver/Operator - Pumper Certification
- Driver/Operator - Aerial Certification
- Fire Officer II certification
- CPR refreshers
- International Association Arson Investigators conference
- Large Animal Rescue course
- Driver/Operator Program
- National Incident Management System certifications
- EMT Paramedic, Intermediate, and Basic Refreshers

Continued.....

- WAHMR conference
- Fire Instructor Course
- New Recruit training program
- Pride and Ownership seminar
- CVMIC Certificate of Supervision series completion
- Fire Investigator Technician certification
- Trench Rescue Awareness
- Revised Emergency Medical Service protocols
- Hazardous Materials Response Team exercise
- Fire Officer Development Program

Respectfully Submitted,

*Philip Rentmeester, Deputy Chief*  
Wausau Fire Department



## ***TRAINING ANALYSIS BY CATEGORY***

Category	# of Classes	% of Classes	Attendees	% of Attendees	Hours	% of Hours
<b><i>Admin</i></b>						
Computer	4	.46%	6	.15%	12:25	.12%
Administrative Conference	11	1.28%	11	.28%	61:15	.63%
Documentation	11	1.28%	47	1.20%	50:15	.52%
Administrative Training – other	21	2.45%	75	1.91%	192:18	1.99%
Policies & Procedures	13	1.52%	56	1.43%	51:00	.53%
<b><i>Curriculum</i></b>						
Driver Operator	2	.23%	2	.05%	11:30	.11%
Training Program – other	3	.35%	3	.07%	9:30	.09%
Recruit Program	5	.58%	5	.12%	22:30	.23%
Water Rescue	1	.11%	1	.02%	1:30	.01%
Rope/High Angle Rescue	2	.23%	3	.07%	3:00	.03%
<b><i>Driver</i></b>						
Aerial Operations	50	5.84%	175	4.47%	363:51	3.78%
Ambulance Operations	2	.23%	6	.15%	8:15	.08%
Brush Truck operations	5	.58%	19	.48%	37:30	.38%
Engine Operations	59	6.90%	230	5.87%	378:04	3.93%
EVOC & Defensive Driving	3	.25%	26	.66%	21:30	.22%
Haz Mat Vehicles	6	.70%	18	.45%	39:30	.41%
Rescue 1 Operations	13	1.52%	43	1.09%	72:09	.75%
Tanker Operations	6	.70%	23	.58%	37:11	.38%
Vehicle Familiarization	7	.81%	19	.48%	24:30	.25%
<b><i>EMS</i></b>						
Adult Cardiology	15	1.75%	42	1.07%	87:45	.91%
Adult Medical	8	.93%	75	1.91%	237:15	2.46%
Adult Pharmacology	5	.58%	34	.86%	62:30	.64%
Adult Respiratory	3	.35%	23	.58%	9:45	.10%
Adult Trauma	1	.11%	14	.35%	7:00	.07%
Airway & Breathing	7	.81%	81	2.06%	148:00	1.53%
EMS Operations	10	1.16%	83	2.12%	104:45	1.08%
Pediatric medical	2	.23%	6	.15%	10:00	.10%

# TRAINING ANALYSIS BY CATEGORY

...Continued

Category	# of Classes	% of Classes	Attendees	% of Attendees	Hours	% of Hours
Supplemental Reading – periodicals, internet, etc.	16	1.87%	59	1.50%	111:33	1.15%
Skill & Equipment Review	14	1.63%	51	1.30%	64:15	.66%
CPR Refresher	12	1.40%	73	1.86%	197:00	2.04%
Refresher – Basic	15	1.75%	89	2.27%	546:15	5.67%
Refresher – Intermediate	5	.58%	20	.51%	80:30	.83%
Refresher – Paramedic	15	1.75%	138	3.52%	1088:15	11.31%
Continuing Education	4	.46%	39	.99%	15:00	.15%
<b>Fire</b>						
Fire Behavior	12	1.40%	59	1.50%	103:55	1.08%
Building Construction	10	1.16%	39	.99%	1018:45	10.59%
Communications	4	.46%	30	.76%	27:30	.28%
Fire Incident Review (Critique)	6	.70%	76	1.94%	80:30	.73%
Extinguishers	1	.11%	3	.07%	3:00	.03%
Forcible Entry	1	.11%	4	.10%	7:00	.07%
Hose & Fire Streams	22	2.57%	106	2.70%	149:18	1.55%
Ladders	3	.35%	13	.33%	25:00	.25%
Mayday	3	.35%	26	.66%	30:30	0.31%
Fire – other	1	.11%	5	.12%	2:30	.025%
Power Equipment on Vehicles	5	.58%	28	.71%	56:45	.59%
RIT	8	.93%	39	.99%	68:18	.71%
Ropes & Knots	1	.11%	4	.10%	1:19	.01%
Salvage & Overhaul	5	.58%	23	.58%	21:49	.22%
Save Our Own	4	.46%	48	1.22%	107:00	1.11%
Search & Rescue	4	.46%	42	1.07%	60:00	.62%
Sprinklers & Systems	4	.46%	12	.30%	33:45	.35%
Tactics	4	.46%	30	.76%	76:00	.79%
Ventilation	16	1.87%	109	2.78%	135:43	1.41%
Water Supply	3	.35%	16	.40%	16:30	.17%
<b>Fire Non</b>						
Preplans	6	.70%	42	1.07%	.5:00	.36%
Supplemental Reading – Periodicals, etc.	2	.23%	5	.12%	7:00	.07%

# TRAINING ANALYSIS BY CATEGORY

...Continued

Category	# of Classes	% of Classes	Attendees	% of Attendees	Hours	% of Hours
<b>Fire Officer</b>						
Fire Officer Certification	5	.58%	7	.17%	24:30	.25%
Officer Development	1	.11%	1	.02%	:30	.00%
Training & Instructional Techniques	21	2.45%	66	1.68%	244:30	2.54%
Leadership	7	.81%	7	.17%	24:24	.25%
Management Training	10	1.16%	12	.30%	58:15	.60%
Risk Management/Safety Training	2	.23%	2	.05%	8:00	.08%
Supervisory Management Training	3	.35%	5	.12%	21:00	.21%
<b>Haz Mat</b>						
CAMEO	7	.81%	38	.97%	50:58	.52
Chemical- Specific	13	1.52%	89	2.27%	100:36	1.04
Chemistry of Haz Mat	1	.11%	2	.05%	:00	.22
Command & Control	3	.35%	9	.55%	56:15	.58
Conference	5	.58%	10	.25%	107:00	1.11
Decontamination	8	.93%	84	2.17%	179:56	1.87
Instrumentation	14	1.63%	73	1.86%	98:30	1.02
Radiological Response	5	.58%	30	.76%	220:34	2.29
Refresher – operations	31	3.62%	65	1.66%	138:05	1.43
Refresher – Technician	18	2.10%	49	1.25%	125:15	1.30
Scenario	1	.11%	1	.02%	:30	.00
Spill & Leak Control	1	.11%	5	.12%	15:00	.15
Transportation	1	.11%	1	.02%	7:45	.08
Weapons of Mass Destruction	4	.46%	35	.89%	97:30	1.01
<b>Incident Management</b>						
Incident Command	28	3.27%	41	1.04%	99:55	1.03%
ICS 700 NIMS Introduction	1	.11%	1	.02%	3:00	.03%
<b>Inspection</b>						
Code Training	9	1.05%	21	.53%	37:30	.38%
Fire Intervention Training	16	1.87%	29	.74%	53:30	.55%
Origin & Cause Investigation	3	.35%	5	.12%	14:00	.14%
Inspection Principles	6	.70%	54	1.37%	33:30	.34%
Public Education PR	4	.46%	10	.25%	10:30	.10%
UDC-HVAC	4	.46%	8	.20%	14:00	.14%

# TRAINING ANALYSIS BY CATEGORY

...Continued

Category	# of Classes	% of Classes	Attendees	% of Attendees	Hours	% of Hours
UST/AST Inspector	1	.11%	2	.05%	14:00	.14%
<b><i>New</i></b>						
New Equipment	13	1.52%	57	1.45%	51:17	.53%
New Procedure	6	.70%	32	.81%	27:02	.28%
<b><i>Rescue</i></b>						
Confined Space	11	1.28%	93	2.37%	167:00	1.73%
Confined Space – Simulated Rescue	6	.70%	76	1.94%	152:00	1.58%
Extrication	7	.81%	39	.99%	66:30	.69%
Ice & Water Rescue	12	1.40%	117	2.98%	303:52	3.15%
High Angle/High Level Rescue	9	1.05%	31	.79%	58:30	.60%
Other	5	.58%	9	.22%	31:00	.32%
Trench/Excavation/Collapse Rescue	10	1.16%	51	1.30%	66:10	.68%
<b><i>Respiratory SCBA</i></b>						
Donning/Doffing	4	.46%	16	.40%	23:30	.24%
Recharging Cylinders/Cascade System	2	.23%	6	.15%	4:30	.04%
Inspection, Care, Maintenance	1	.11%	2	.05%	3:00	.03%
Other Training	1	.11%	4	.10%	6:00	.06%
Training Scenarios	1	.11%	8	.20%	18:00	.18%
Supplied Air Respirators	1	.11%	8	.20%	10:00	.10%
<b><i>Safety</i></b>						
Firefighter Safety & Survival	5	.58%	28	.71%	27:57	.29%
Lock out/Tag Out	5	.58%	40	1.02%	33:18	.34%
Safety Training – other	3	.35%	11	.28%	35:00	.36%
Workplace Safety	1	.11%	1	.02%	16:00	.16%
<b><i>Special</i></b>						
Electricity	1	.11%	3	.07%	9:00	.09%
Hazard Training - other	1	.11%	12	.30%	12:00	.12%
<b><i>Wellness</i></b>						
Diversity, Harassment, etc.	4	.46%	28	.71%	27:45	.28%
Wellness Training	1	.11%	2	.05%	5:00	.05%
<b><i>Not Categorized</i></b>	23	2.67%	81	2.20%	134:90	1.40%
<b><i>TOTAL</i></b>	<b>855</b>		<b>3,914</b>		<b>9,618:01</b>	



Wausau Fire Department  
606 East Thomas Street  
Wausau, Wisconsin 54403  
Telephone (715) 261-7900  
Fax (715) 261-7910



James Tipple, Mayor

Gary Buchberger, Fire Chief

Fire Chief Gary Buchberger  
City of Wausau Fire Department  
December 31, 2010

RE: 2010 Inspections Annual Letter

Being promoted to Fire Marshal in February has given me increased duties and responsibilities toward making the city's public building and places of employment safer and more accountable for correcting code violations. Reflecting back, I will say that 2010 was the most significant year in violation code compliance. Since the implementation of the re-inspection fee, we have seen a drastic drop in code violations and the need for continuous re-inspections. At year end, outstanding violations are those in court process, variances waiting for State approval, or properties in need of construction changes. Code updates which included the installation of carbon monoxide detectors in most existing commercial and residential buildings were met with very little, if any, opposition from owners. (Next year will include one and two family dwellings).

The Wausau Fire Department in partnership with the City Common Council agreed to discontinue the tank program due to the decrease in state funding and increase in the cost of supporting this program.

Our Fire Prevention Programs again this year were well received by the teachers and children. By spending the day at each school or education center, it gave the fire department personnel time to interact with the children and instill the fire prevention theme which gave the children knowledge, and even homework, to take home and share with their parents and siblings.

When you continue reading this 2010 Annual Report, you will find a breakdown of the inspection activities and fire prevention programs on pages 27 and 28.

Respectfully Submitted,

*David DeSantis, Fire Marshal*  
Wausau Fire Department



# **CITY OF WAUSAU**

**James Tipple, Mayor**  
**Ed Gale, Council President**

---

## **WAUSAU COMMON COUNCIL**

**WILLIAM P. NAGLE**

First Aldermanic District

**ROMEY WAGNER**

Second Aldermanic District

**JONATHAN HAVEL**

Third Aldermanic District

**JIM BREZINSKI**

Fourth Aldermanic District

**GARY GISSELMAN**

Fifth Aldermanic District

**GARY KLINGBEIL**

Sixth Aldermanic District



**LISA RASMUSSEN**

Seventh Aldermanic District

**CHRIS BARR**

Eighth Aldermanic District

**DAVID R. OBERBECK**

Ninth Aldermanic District

**DAVID NUTTING**

Tenth Aldermanic District

**SHERRY ABITZ**

Eleventh Aldermanic District

**ED GALE**

Twelfth Aldermanic District

## **WAUSAU POLICE AND FIRE COMMISSION**

**William Graef, Chair (4/14)**

**Laurin Jorstad, Commissioner (4/10)**

**Tony Patterson, Commissioner (4/11)**

**Dennis Huntimer, Commissioner (4/12)**

**Cheryl Bahr, Commissioner (4/13)**

---

## **WAUSAU FIRE FIGHTER'S ASSOCIATION LOCAL 415**



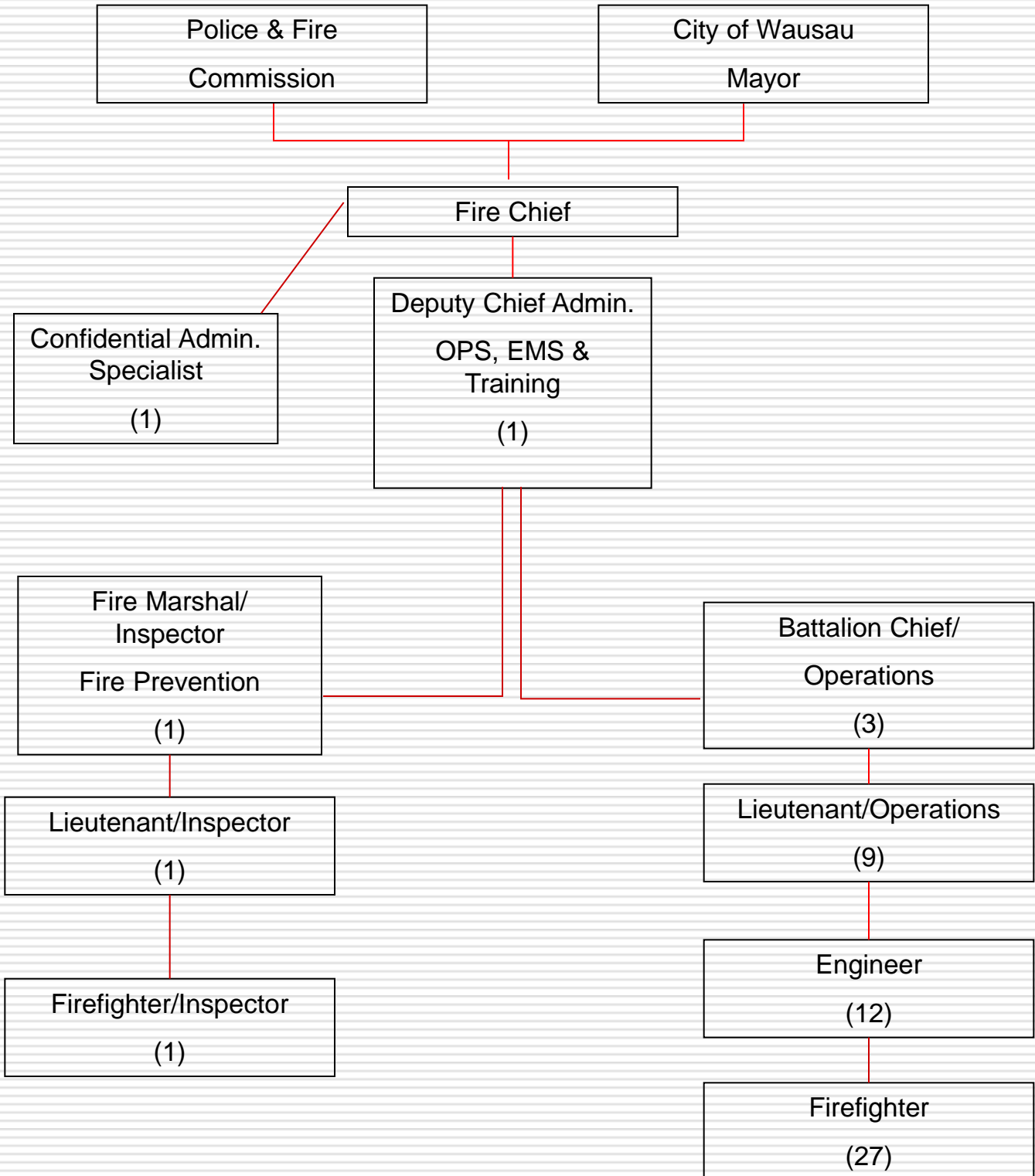
**Theodore Tautges, President**

**Jeremy Kopp, Vice-President**

**Steven Bahr, Secretary/Treasurer**

# **WAUSAU FIRE DEPARTMENT ORGANIZATIONAL CHART**

---



# ***FINANCIAL REPORT***

## ***2010***

---

2010 Budget – Actual

<b>Organization</b>	<b>Personnel</b>	<b>Operating</b>	<b>Outlay</b>	<b>Total</b>
Administration	\$356,893	\$57,680	\$0	\$414,573
Maintenance	\$0	\$117,950	\$0	\$117,950
Inspection	\$297,460	\$10,000	\$1,000	\$308,460
Firefighting	\$2,565,999	\$10,800	\$18,500	\$2,595,299
Ambulance	\$2,437,069	\$274,927	\$1,200	\$2,713,196
Training	\$78,282	\$14,750	\$0	\$93,032
<b>Total</b>	<b>\$5,735,703</b>	<b>\$486,107</b>	<b>\$20,700</b>	<b>\$6,242,510</b>

2010 Revenues Collected\*

Administration = \$86,445.32

Ambulance = \$1,148,614.51

\*Unaudited Balances as of 12/31/10

Total = \$1,235,059.83



# **WAUSAU FIRE DEPARTMENT 2010 ROSTER**

<b>Dept. Employee</b>	<b>Rank</b>	<b>Yrs of Service</b>	<b>Training</b>
Gary Buchberger	Fire Chief	12	A,C,D,F,P
Philip Rentmeester	Deputy Chief	12	A,C,F,H,J,P,T,U,Z
Douglas Beula	Battalion Chief	24	A,H,J,P,T,U,W,Z
Mark Krueger	Battalion Chief	21	A,H,K,M,N,O,P,T,Z
Paul Czarapata	Battalion Chief	22	K,P,T,Z,AA
Tammy Friedrich	Conf. Admin. Spec.	18	C,D
David DeSantis	Fire Marshal	11	E,H,K,P,V,X
Jeremy Kopp	Lieutenant/Inspector	6	E,J,X
Thomas Pooch	Lieutenant	28	H,J,P,T,U
Raymond Yeager	Lieutenant	22	J,P,T
Douglas Flory	Lieutenant	24	J,P,S,T,U
Steven Bahr	Lieutenant	15	K,M,N,P,T
David Sanft	Lieutenant	25	J,P,T
Wallace Olson	Lieutenant	21	H,K,N,P,T
Mitchel King	Lieutenant	19	J,K,P,T,W
Patrick Moucha	Lieutenant	20	H,J,P,T
Allan Antolik	Lieutenant	15	L,P,T
Jeffery Strouf	Engineer	25	J,P,S,T,U
Thomas Gipp	Engineer	24	J,P,T
Christopher Kainz	Engineer	21	J,P,T,AB
Gordon Mortensen	Engineer	21	H,K,M,N,T,P,AB
Clark Reetz	MPO	20	J,Q,T
Kevin Hicks	MPO	20	H,J,P,Q,T
Michael Tulisaari	Engineer	18	K,T,Z
Theodore Tautges	Engineer	17	I,L,P,S,T,Y
Keith Cortright	Engineer	17	H,L,P,T
Christopher Barber	Engineer	16	K,Q,T,S
Gary Lech	Engineer	16	K,P,S,T,Z
Andrew Adrian	Engineer	15	K,P,T
William Resch	Firefighter	15	L,P,T
Guy Skidmore	Firefighter	14	J,P,T
James Whitehead	Firefighter	14	H,L,P,T
Robert Rode	Firefighter	14	J,T
Thomas Hanke	Firefighter	14	L,N,P,T
Steven Robers	Firefighter	13	L,P,T,U
Mark Tautges	Firefighter	13	H,I,L,P,T,Y

# WAUSAU FIRE DEPARTMENT 2010 ROSTER

...Continued

Dept. Employee	Rank	Yrs of Service	Training
Kurt Riel	Firefighter	13	I,L,P,T,Y
Paula Moylan	Firefighter	13	L,P,T
Jennifer Sharpe	Firefighter	13	L,P,T
Robert Buss	Firefighter	11	J,P,T
Michael Faehling	Firefighter	11	H,L,P,T
Michael Herdina	Firefighter	11	L,P,T
Scott Habeck	Firefighter	11	H,L,P,T
Brian Stahl	Firefighter	10	H,L,P,T
Chad Eberle	Firefighter	9	L,P,T
Brad Ludwig	Firefighter	7	L,N,P
Jared Thompson	Firefighter	7	L,P
Kraig Kruzan	Firefighter	7	L,P
Michael Becker	Firefighter	6	L,P
Hyden Prausa	Firefighter	5	L,P
Marlon Marks	Firefighter	5	L
Nicholas Gehring	Firefighter	4	L
Jami Boss	Firefighter	3	L
Shawn Gehring	Firefighter	3	L
Charles Prinz	Firefighter	2	L
Jamie Geise	Firefighter	1	L
Derek Pionke	Firefighter	0	L
Timothy Bingham	Firefighter	0	L

*Ambulance and Training: Personnel drawn from other organizations within the department*

*\*=Indicates organizations where personnel serve in dual roles*

## KEY

A = Administration / B = Training / C = Purchasing / D = Inventory / E = Fire & Arson Investigation /  
 F = Contingency Planning / H = Cameo (Computer Assist. Mngt. Of Emergency Operations Specialist) /  
 I = Emergency Medical Services Coordinator / J = Emergency Medical Technician - Basic /  
 K = Emergency Medical Technician – IV Tech / L = Emergency Medical Technician – Paramedic /  
 M = Emergency Medical Technician – Instructor / N = CPR Instructor / O = Hazardous Materials Team Coordinator /  
 P = Hazardous Materials Team Member / Q = Air Quality & Breathing Apparatus / S = Rapid Water & Ice Rescue /  
 T = Confined Space Rescue / U = High Level Rescue / V = Certified Underground Tank / W = Protective Clothing /  
 X = Children's Fire Safety House / Y = EMS Quality Assurance Program / Z = Fire Service Instructor /  
 AA = Hazardous Materials Instructor / AB = Hazardous Materials Instrumentation



# **WAUSAU FIRE DEPARTMENT PERSONNEL OCCURRENCES**

---

<b>Deaths - Active Firefighters:</b>	0	
<b>Deaths - Retired Personnel:</b>	Thomas McCarthy	11/18/10
<b>Retirements:</b>	Ronald Omernick	1/15/10
	Thomas Leslie	2/1/10
<b>Resignations:</b>	Michael Hrdina	2/5/10
	Luke DeBroux	4/9/10
	Clint Seidler	12/10/10
<b>New Employees:</b>	Derek Pionke	6/7/10
	Timothy Bingham	6/7/10
	Clint Seidler	6/14/10
<b>Promotions:</b>	David DeSantis to Fire Marshal	2/17/10
	Paul Czarapata Battalion Chief	2/19/10
	Andrew Adrian to Engineer	3/21/10
	Allan Antolik to Lieutenant	3/22/10
<b>Years of Service</b>	Jeffery Strouf	25 years
	Clark Reetz	20 years
	Patrick Moucha	20 years
	Kevin Hicks	20 years
	Allan Antolik	15 years
	Steven Bahr	15 years
	Andrew Adrian	15 years
	William Resch	15 years

---

## **EMPLOYEE RECOGNITIONS**



**REAL  
HEROES**

*Emergency Response Hero*

---

## **EMPLOYEE LEAVE**

Time lost due to Family/Medical Leave – 2,021.75 hours  
 Time lost due to on-duty injuries – 1,138.50 hours  
 Time lost due to sickness – 4,136.45 hours  
 Catastrophic leave - 0

---

# WAUSAU FIRE DEPARTMENT

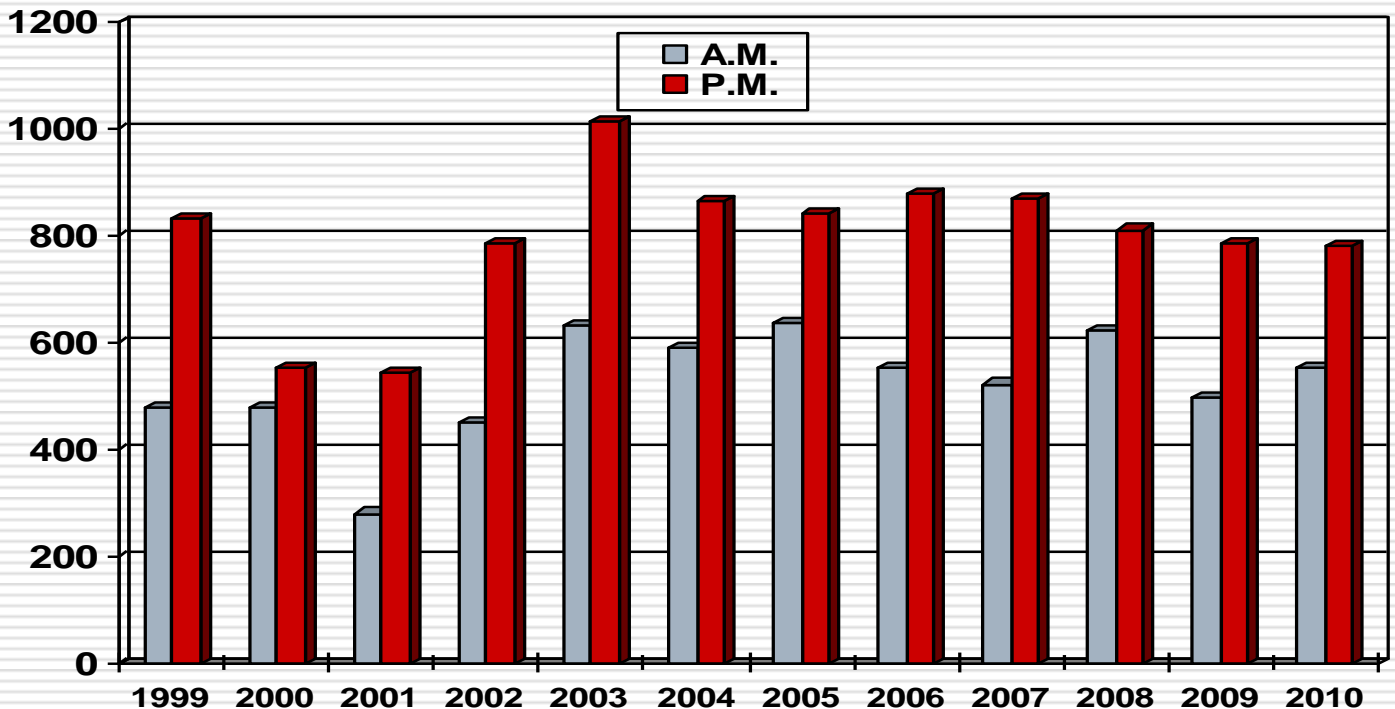
## YEARLY FIRE RESPONSE

### COMPARISON CHART

#### 1999-2010

---

<u>Year</u>	<u>A.M.</u>	<u>P.M.</u>	<u>TOTAL</u>
1999	480	831	1,311
2000	265	555	820
2001	281	543	824
2002	452	786	1,238
2003	633	1015	1,648
2004	591	864	1,455
2005	636	842	1,478
2006	555	878	1,433
2007	523	870	1,393
2008	625	812	1,437
2009	497	788	1,285
2010	552	781	1,333



# ***CITY OF WAUSAU FIRE RESPONSE BY INCIDENT TYPE***

---

## ***Fire***

Fire, Other	5
Building fire	22
Fires in structure other than a building	2
Cooking fire confined to container	5
Chimney or flue fire confined to chimney	4
Fuel burner/boiler malfunction, fire	1
Trash or rubbish fire contained	2
Mobile property (vehicle) fire, other	2
Passenger vehicle fire	4
Self-propelled motorhome or RV	1
Natural vegetation fire, other	2
Forest, woods or wildland fire	2
Outside rubbish, trash or waste fire	4
Dumpster or other outside trash receptacle	4
Special outside fire other	1
Outside gas or vapor combustion explosion	1

## ***Overpressure Rupture, Explosion***

Overpressure rupture from steam, other	1
Excessive heat, scorch burns no fire	4

## ***Rescue & Emergency Medical Service Incident***

Rescue, EMS incident, other	6
Medical assist, assist EMS crew	596
EMS call, excluding vehicle accident w/injuries	7
Motor vehicle accident with injuries	55
Motor vehicle/pedestrian accident	6
Motor vehicle accident with no injuries	18
Lock-in	3
Extrication of victim(s) from vehicle	9
Removal of victim(s) from stalled elevator	4
Swimming/recreational water areas rescue	2
Ice rescue	2
Watercraft rescue	1
Rescue or EMS standby	33

# **CITY OF WAUSAU FIRE RESPONSE BY INCIDENT TYPE**

...Continued

## **Hazardous Conditions**

Hazardous conditions, other	3
Combustible/flammable gas/liquid condition	1
Gasoline or other flammable liquid spill	5
Gas leak (natural gas or LPG)	7
Oil or other combustible liquid spill	1
Carbon monoxide incident	16
Electrical wiring/equipment problem	3
Heat from short circuit (wiring)	1
Overheated motor	4
Breakdown of light ballast	3
Power line down	12
Arcing, shorted electrical equipment	10
Vehicle accident, general cleanup	8

## **Service Calls**

Service call, other	26
Person in distress, other	2
Lock-out	32
Water problem, other	1
Water evacuation	2
Water or steam leak	2
Smoke or odor removal	27
Animal problem	3
Animal rescue	7
Public service assistance other	2
Assist police or other governmental agency	7
Public service	2
Assist invalid	1
Unauthorized burning	6
Cover assignment, standby, move-up	1

## **Good Intent Calls**

Good intent call	12
Dispatched & cancelled en route	58
No incident found on arrival at dispatch	4
Authorized controlled burning	3
Vicinity alarm (incident in other location)	1
Steam, other gas mistaken for smoke	2
Smoke scare, odor of smoke	7
Steam, vapor, fog or dust thought to be smoke	1

# **CITY OF WAUSAU FIRE RESPONSE BY INCIDENT TYPE**

...Continued

---

## ***False alarm & False Call***

False alarm or false call, other	12
Malicious, mischievous false call	13
Municipal alarm system malicious false	1
Local alarm system, malicious false alarm	7
System malfunction	3
Smoke detector activation due malfunction	10
Alarm system sounded due to malfunction	9
CO detector activation due to malfunction	14
Unintentional transmission of alarm	8
Smoke detector activation, no fire	23
Sprinkler activation, no fire	9
Detector activation, no fire	15
Alarm system activation, no fire	51
Carbon monoxide detector activation, no CO	12

## ***Severe Weather & Natural Disaster***

Wind storm, tornado/hurricane assessment	1
Lightning strike no fire	1

## ***Special Incident Type***

911 citizen complaint	1
-----------------------	---

<b>Total</b>	<b>1,282</b>
--------------	--------------



## 2010 INVESTIGATED FIRES

---



312 Chicago Ave, February 17, 2010




306 N 1<sup>st</sup> Ave, March 20, 2010



\*308 Fleming St, April 8, 2010



814 S 3<sup>rd</sup> Ave, April 18, 2010



\*1403 Brown St, May 19, 2010



\*1212 N 1<sup>st</sup> St, June 25, 2010

# 2010 INVESTIGATED FIRES

...continued



1404 N 2<sup>nd</sup> St, November 11, 2010

1515 N 1<sup>st</sup> Ave, July 28, & August 1, 2010



\*4103 Stewart Ave, November 12, 2010



516 Chicago Ave, December 3, 2010

\*Photos courtesy of Wausau Police Department

## ***TOWNSHIP FIRE RESPONSES WITH INCIDENT TYPE***

<b>Township</b>	<b>2007</b>	<b>2008</b>	<b>2009</b>	<b>2010</b>
Athens	0	1	0	0
Berlin	2	5	1	2
Brokaw	3	4	0	1
Easton	0	0	1	0
Hamburg	0	0	0	2
Hewitt	1	6	1	4
Maine	10	2	13	15
Rib Mountain	2	2	0	1
Schofield	0	1	0	0
Stettin	2	13	3	0
Texas	10	10	6	6
Wausau, Twn	9	10	11	0
Weston, Twn	0	0	1	4
Weston, Village	38	32	12	16
<b>Total</b>	<b>77</b>	<b>86</b>	<b>49</b>	<b>51</b>

Building fire	7
Chimney or flue fire, confined to chimney	1
Dispatched & cancelled en route	21
Extrication rescue, other	1
Extrication of victim (s) from vehicle	3
False alarm or false call, other	1
Good intent call, other	1
Malicious, mischievous false call, other	1
Medical assist, assist EMS crew	1
Motor vehicle accident with injuries	8
Motor vehicle accident with no injuries	1
Passenger vehicle fire	2
Rescue, EMS incident other	1
Smoke or order removal	1
Smoke scare, odor of smoke	1
<b>Total</b>	<b>51</b>



# **WAUSAU AREA TANKER FIRE RESPONSES**

---

## **Township**

Hewitt – 1/8/10  
15811 County Rd G  
Provide tanker support for building fire

Texas – 1/20/10  
510 Evergreen Rd  
Provide tanker support for chimney or flue fire

4/20/10  
4401 Town Hall Rd  
Tanker dispatched and cancelled en route

9/15/10  
10476 N Country Rd WW  
Tanker dispatched and cancelled en route

Wausau, City - 7/2/10  
Hwy 51 and Cassidy Dr  
Tanker support for motor home fire

Wausau, Twn – 11/18/10  
801 S 21<sup>st</sup> St  
Dispatched for tanker support for good intent call

---

## **MUTUAL AID RECEIVED**

Rib Mountain Fire Department	4	Weston Fire Department	1
Maine Township Fire Department	1		

## **MUTUAL AID GIVEN**

Village of Brokaw –	1	Rib Mountain Fire Department -	1
Hewitt Volunteer Fire Department –	3	Wausau Township Fire Department -	1
Hamburg Volunteer Fire Dept -	2	Texas Volunteer Fire Department -	5
Maine Township Fire Department –	14	Weston Fire Department –	18

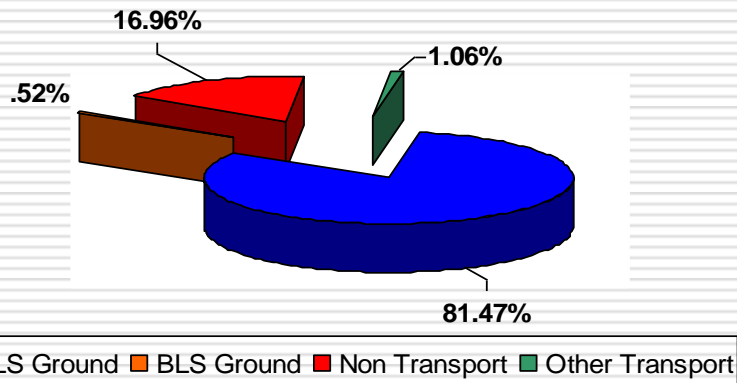
# **WAUSAU FIRE DEPARTMENT EMERGENCY MEDICAL SERVICE ACTIVITY SUMMARY**

---

Request for E. M. S.	4,161
Total Patient Transports	3,508
City of Wausau Runs	3,974
Township Runs	187
Emergency-Lights & Siren	2,685
Non-Emergency-No Lights & Siren	1,450
Initial Emergency-Downgraded	17
Initial Non-Emergency-Upgraded	5
Not Applicable/Recorded	4
WFD Mutual Aid Ambulance Requests (Easton = 1 / Rib Mountain = 1 / Weston = 1 )	3

---

## **EMS LEVEL OF CARE**



Level of Care	# of Runs	Percentage
ALS Ground Transport	3,319	81.47%
BLS Ground Transport	21	.52%
Non Transport	691	16.96%
Other Transport	43	1.06%

---

## **CONTRACTED RESPONSE TERRITORY AND POPULATION**

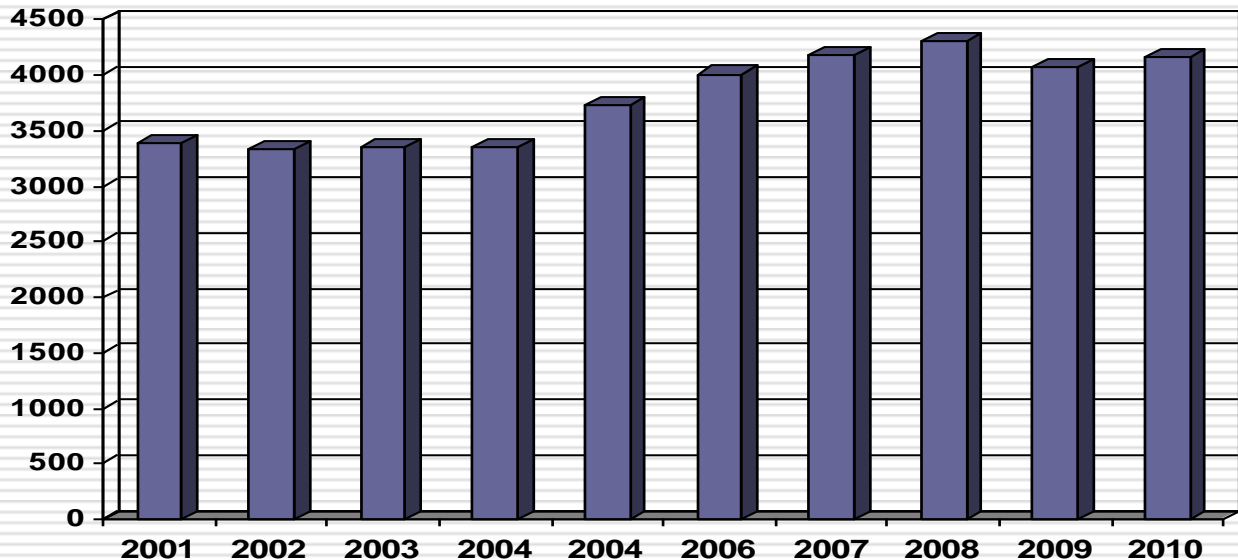
City of Wausau	19.2 square miles	40,700
Berlin, Town of	34.7 square miles	976
Brokaw, Village of	1.2 square miles	229
Hewitt, Town of	43.5 square miles	624
Maine, Town of	42.6 square miles	2,466
Texas, Town of	44.9 square miles	1,763

---



# WAUSAU FIRE DEPARTMENT AMBULANCE CALLS FOR SERVICE 2001 THROUGH 2010

Year	2001	2002	2003	2004	2005	2006	2007	2008	2009	2010
Responses	3,387	3,329	3,350	3,565	3,734	4,003	4,185	4,617	4,074	4,161

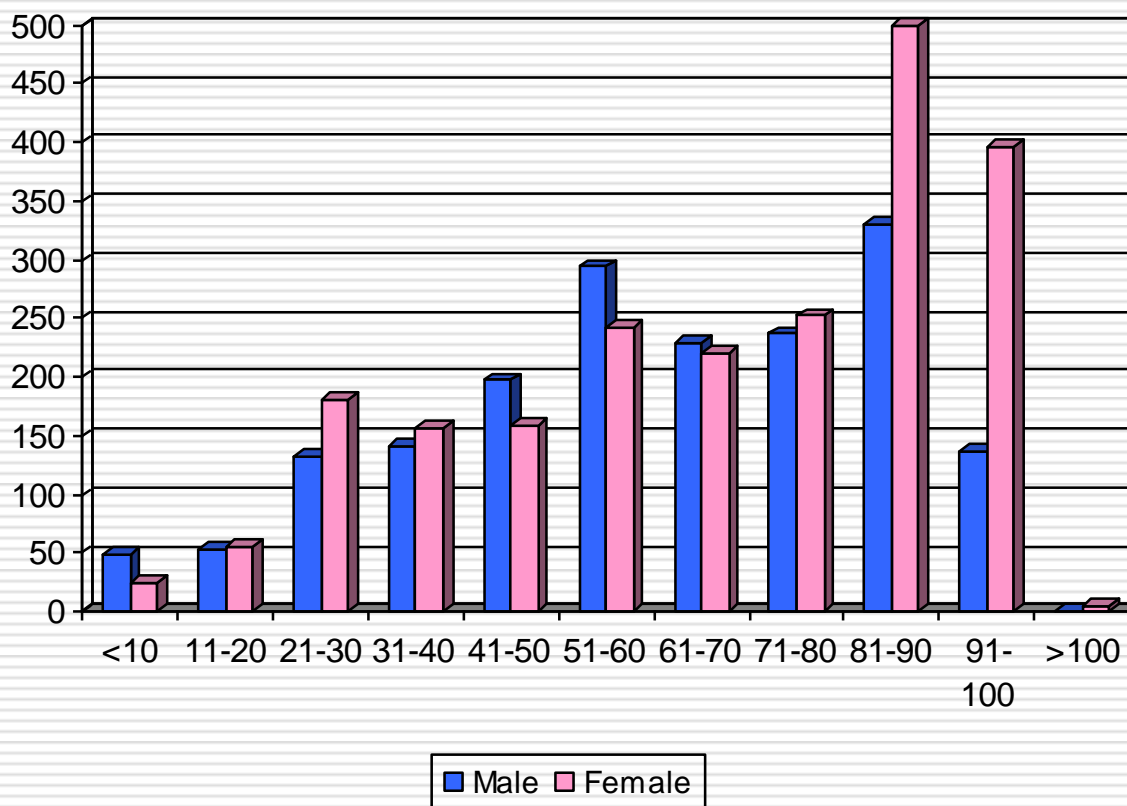


## 10 YEAR AMBULANCE CALLS FOR SERVICE BY MONTH

Year	Jan	Feb	Mar	Apr	May	Jun	Jul	Aug	Sep	Oct	Nov	Dec	Tot	% of Chg
2001	280	266	280	251	286	285	272	312	286	291	282	296	3,387	0
2002	270	252	284	303	273	267	297	338	261	272	237	275	3,329	-1.74
2003	279	256	301	269	264	301	284	282	271	258	265	320	3,350	.63
2004	305	252	294	276	285	281	306	280	340	334	297	315	3,565	6.03
2005	330	287	316	284	277	309	331	348	282	339	294	337	3,734	4.53
2006	320	316	292	302	348	358	331	358	336	332	332	378	4,003	6.72
2007	376	314	381	342	359	337	384	348	338	327	317	362	4,185	4.35
2008	390	404	418	387	406	407	361	380	350	384	352	378	4,617	9.36
2009	377	329	356	291	324	336	317	397	343	353	319	331	4,073	-13.35
2010	344	324	308	327	360	373	352	399	338	325	339	373	4,161	2.11
Total	3,271	3,000	3,230	3,032	3,182	3,254	3,235	3,442	3,145	3,215	3,034	3,365	38,404	

# ***AMBULANCE PATIENT CONTACT RESPONSES BY AGE***

Age	<10	11-20	21-30	31-40	41-50	51-60	61-70	71-80	81-90	91-100	>100	Total
Male	49	53	133	141	197	294	229	237	330	136	1	1,800
Female	25	56	181	157	159	243	220	252	499	397	4	2,193
Unk	3	1	1	0	2	0	0	1	4	4	0	16
Total	77	110	315	298	358	537	449	490	833	537	5	4,009

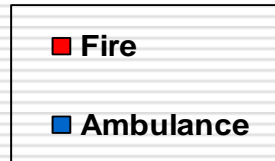
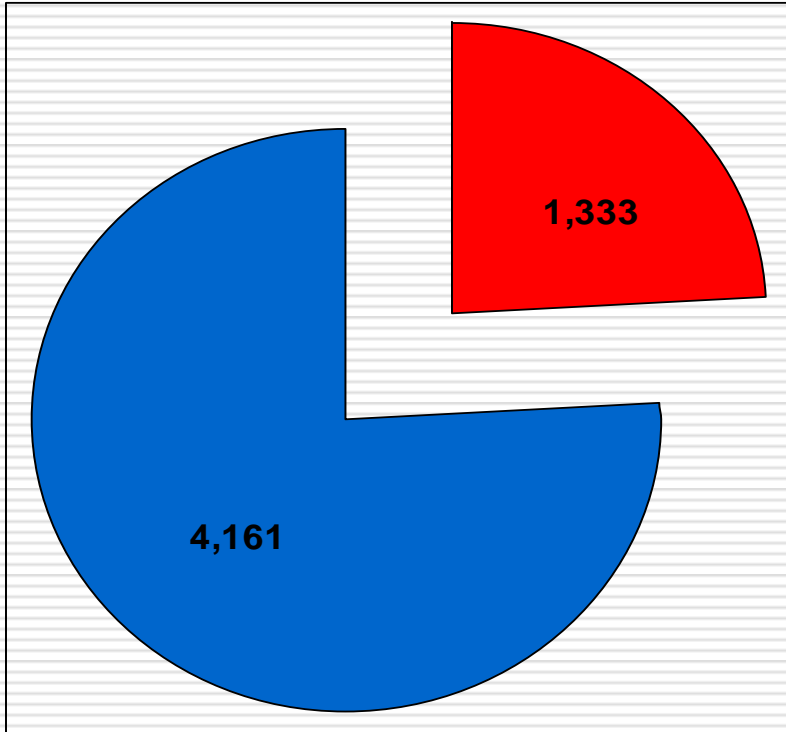


# **TOWNSHIP AMBULANCE RESPONSES**

## **2001 THROUGH 2010**

<b>Township</b>	<b>2001</b>	<b>2002</b>	<b>2003</b>	<b>2004</b>	<b>2005</b>	<b>2006</b>	<b>2007</b>	<b>2008</b>	<b>2009</b>	<b>2010</b>
<b>Berlin</b>	15	12	14	19	15	21	18	37	14	24
<b>Brokaw</b>	13	13	11	10	10	2	5	41	11	9
<b>Cassel</b>			1							
<b>Easton</b>		3	2	3		2	2		1	1
<b>Edgar</b>			2	1			1		1	
<b>Elderon</b>				1						
<b>Hamburg</b>		1	3	1				2		
<b>Harris</b>						1				
<b>Hatley</b>			1	1						
<b>Hewitt</b>	4	7	14	9	5	12	19	23	19	16
<b>Kronenwetter</b>				3						
<b>Maine</b>	88	89	56	79	85	92	68	60	72	82
<b>Marathon</b>		1	1							
<b>Merrill</b>	1								1	
<b>Mosinee</b>			4	14		6				
<b>Rib Falls</b>								1		
<b>Rib Mountain</b>	3	1	5	7		3	2	6	1	1
<b>Rothschild</b>			2	3						
<b>Ringle</b>				1						
<b>Schofield</b>	1		1	1		1				
<b>Stettin</b>	3	1	6				2	3		
<b>Texas</b>	46	44	44	48	34	41	48	60	69	51
<b>Wausau,Twn</b>	49	57	66	67	42	54	53	74	57	2
<b>Weston</b>	2		2	3		7		6	1	1
<b>Total</b>	<b>225</b>	<b>234</b>	<b>235</b>	<b>274</b>	<b>191</b>	<b>246</b>	<b>229</b>	<b>313</b>	<b>247</b>	<b>187</b>

# DEPARTMENT ACTIVITY FIRE vs AMBULANCE CALLS



Fire	1,333
Ambulance	4,161



## ***FIRE INSPECTIONS AND INVESTIGATIONS***

---

<b>Inspection Type</b>	<b>#Inspections</b>
Initial Inspection No Violations	2,227
Initial Inspection Violations	800
2 <sup>nd</sup> Inspection Violations Corrected	730
2 <sup>nd</sup> Inspection Violations Not Corrected	71
3 <sup>rd</sup> Inspection Violations Corrected	38
3 <sup>rd</sup> Inspection Violations Forward for Citation	10
Re-Inspection for Compliance	15
Plan Review	1
Site Inspection	67
Fire Alarm	3
Sprinkler System	3
Hazardous Operations	1
Permit	1
License	6
Tank	1
<b>Investigation Type</b>	
General	1
Cause and Origin	1
Other	1
<b>Consultation Type</b>	
General	1
Site	1
Fire Protection	8
Fire Alarm	1
Sprinkler	2
Building	3
License	1
Other	3
<b>Legal Type</b>	
Simple Notice	5
Citation	1
Preparation	1
<b>Total Inspections</b>	<b>4,004</b>

---

## ***FIRE INSURANCE PREMIUM DUES***

The State of Wisconsin Department of Commerce pays the City of Wausau 2% of insurance premiums paid for fire insurance. These payments help reimburse the City of commercial inspections completed which are mandated by the State of Wisconsin.

<b>Year</b>	<b>Amount</b>	<b>Year</b>	<b>Amount</b>
2005	\$78,176.89	2008	\$76,630.00
2006	\$81,778.07	2009	\$80,251.63
2007	\$74,885.26	2010	\$81,670.46

---

# ***FIRE PREVENTION PROGRAMS***

---

The Wausau Fire Department dedicated the month of October for Fire Prevention by spending an entire day going into each school to present Fire Prevention Programs to every classroom. With the help of department personnel we were able to reach 3,758 children and 207 adults from 21 schools and child care centers. Programs distributed were:

*“Sparky”* for the pre-kindergarten and kindergarten

*“Be Cool About Fire Safety”* for 1<sup>st</sup> Grade

*“Sparky’s Greatest Escape”* for 2<sup>nd</sup> Grade

*“How to Prevent Home Fires”* for 3<sup>rd</sup> Grade

*“Fire Power”* for 4<sup>th</sup> Grade

*“Survive! Fire in Your Home”* for 5<sup>th</sup> Grade

The Fire Safety House Program was also presented to each 1<sup>st</sup>, 3<sup>rd</sup>, and 5<sup>th</sup> Grade class.





# ***WAUSAU FIRE DEPARTMENTAL EVENTS***

---



On October 2nd the Wausau Fire Dept. in conjunction with several other departments hosted a program called Fire Ops 101. Fire Ops 101 is the chance to get the decision-makers in our community to live a day as a firefighter. This event suits up Mayors, elected officials and journalist in PPE and lets them feel the heat we face each day. Participants put out a fire, rescue a victim and watch a mega code, all to understand the job of a rescue worker. We are very thankful for everyone who participated and hopes that this will make our community a safer one to live in.



# ***WAUSAU FIRE DEPARTMENTAL EVENTS***

---

The 2010 Firefighters Ride for MDA was a success. We were able to donate \$35,000 to Muscular Dystrophy. The event was held at Harley Davidson of Wausau and The Patriot Center on May 21, and 22, 2010. There were over 1,500 people registered for the event. We had two live bands on Friday night, and two live bands on Saturday night. A 2010 Harley Davidson motorcycle was raffled off, along with many donated items from our proud sponsors. This event was open to all people, and it is a great event for everyone to see what the Wausau Firefighters do to help out the kids with muscular diseases. Planning for the 2011 event has already started. The event dates will be May 20, and 21, 2011.



On June 15<sup>th</sup>, 13 Wausau Fire Department personnel, along with one Weston Firefighter went up against players from the Green Bay Packers in the 2<sup>nd</sup> Annual softball game at Athletic Park. On a sunny afternoon the Packers won the game with a score of 7-4.



In the month of October, Fire Fighters donned the color pink to raise awareness and donations for Breast Cancer.

# **WAUSAU FIRE DEPARTMENTAL EVENTS**

...Continued



Wausau Fire Fighters taught numerous classes for fellow City Employees through out the year.



Wausau Fire Department participated in the Wausau Police Department Safety City held during the month of June.



12 Wausau Fire Department employees braved the cold weather to ring bells for the Salvation Army.



Fire Department personnel participated in numerous community parades and events including Susan G. Komen run/walk, balloon glow, Gus Macker, area school soccer and softball tournaments, 9/11 Ceremonies, and firework displays.