

\*\*\* All present are expected to conduct themselves in accordance with our City's Core Values \*\*\*



## OFFICIAL NOTICE AND AGENDA

of a meeting of a City Board, Commission, Department Committee, Agency, Corporation, Quasi-Municipal Corporation or Sub-unit thereof.

Notice is hereby given that the HISTORIC PRESERVATION COMMISSION of the City of Wausau, Wisconsin will hold a regular or special meeting on the date, time and location shown below.

Meeting of the:	<b>HISTORIC PRESERVATION COMMISSION OF THE CITY OF WAUSAU - AD HOC</b>
Date/Time:	<b>Wednesday ,August 30, 2023 at 4:00</b>
Location:	<b>City Hall (407 Grant Street, Wausau WI 54403) - BIRCH ROOM</b>
Members:	Gary Gisselman (C), Linda Tryczak, Kevin Crooks, Mary Forer, David Oberbeck, Christine Martens, Steve Miller, Brian Mason, Patrick Bacher

AGENDA ITEMS FOR CONSIDERATION (All items listed may be acted upon)

1. Certificate of Appropriateness -910 Mcindoe St
2. Adjournment

Gary Gisselman - Committee Chairperson

This Notice was posted at City Hall and faxed to the Daily Herald newsroom on 8/28/23 @ 4:00p.m.. Questions regarding this agenda may be directed to the Planning Department at (715) 261-6760.

In accordance with the requirements of Title II of the Americans with Disabilities Act (ADA), the City of Wausau will not discriminate against qualified individuals with disabilities on the basis of disability in its services, programs, or activities. If you need assistance or reasonable accommodations in participating in this meeting or event due to a disability as defined under the ADA, please call the Planning Department at (715) 261-6760 or the City's ADA Coordinator at (715) 261-6620 or e-mail [clerk@ci.wausau.wi.us](mailto:clerk@ci.wausau.wi.us) at least 48 hours prior to the scheduled meeting or event to request an accommodation.

Distribution List: City Website, Media, Committee Members, Hebert, Lenz, Wolverine Construction

# APPLICATION TO THE HISTORIC LANDMARKS COMMISSION

Wausau, Wisconsin

for a

## CERTIFICATE OF APPROPRIATENESS

An application is hereby made for issuance of a Certificate of Appropriateness under City of Wausau Historic Landmarks Ordinance for proposed work as described below and on plans, drawings and photographs accompanying this application. (This application provides information supplemental to the building permit application form and only applies to landmarks, historic sites, and properties within a designated historic district.)

Property Owner's Name: William & Jeanne Schmelzer

Property Owner's Home Address: 910 McIndoe St, Wausau, WI Zip 54403

Daytime Telephone No.: 715-588-3309

Address of Subject Property: 910 McIndoe St, Wausau, WI 54403  
Wariner & Winnefeld Construction

Name/Address/Phone Number of Applicant: Tyler Wariner 715-574-6758 Zip 54401  
(if different from property owner)

PO Box 336, Wausau, WI, 54402 Phone: \_\_\_\_\_

PLEASE SUBMIT THE FOLLOWING TO THE CITY INSPECTIONS DEPARTMENT WITH THIS COMPLETED APPLICATION:

- \* Three full size copies of the plan(s) at a scale of one inch equals not more than four feet. Important building details should be shown at a scale of one inch equals one foot.
- \* Recent photo(s) showing the entire building and others showing detail of area(s) proposed to be changed.
- \* Historic photo(s) of the building, if available.
- \* Photo(s) of other buildings showing details similar to those contemplated may be submitted, if available.
- \* Building permit application.

DETAILS OF PROPOSED WORK. Please check or fill in the blanks related to those building elements which will be impacted by the proposed work. On the reverse side of this application, provide a brief description of the nature of the proposed work.

1. New Construction including additions to an existing structure: \_\_\_\_\_.
2. Demolition of structure or portion thereof: \_\_\_\_\_.
3. Foundation: \_\_\_\_\_.
4. Chimney: Brick \_\_\_\_\_, Stone \_\_\_\_\_, Wood \_\_\_\_\_, Other \_\_\_\_\_.
5. Garage Doors: Wood \_\_\_\_\_, Metal \_\_\_\_\_, Fiber Glass \_\_\_\_\_.
6. Skylight: Type \_\_\_\_\_, Size \_\_\_\_\_.
7. Roof Pitch: \_\_\_\_\_, Dormer Pitch: \_\_\_\_\_, Other \_\_\_\_\_.
8. Roofing Material: Asphalt \_\_\_\_\_, Wood \_\_\_\_\_, Tile \_\_\_\_\_, Other \_\_\_\_\_.
9. Exterior Wall Material(s): Wood siding:(width)\_\_\_\_\_, Alum/Vinyl siding:(width)\_\_\_\_\_, Brick\_\_\_\_\_.
10. Gutter Material: \_\_\_\_\_, Size \_\_\_\_\_.
11. Window Style (size): Double Hung \_\_\_\_\_, Casement \_\_\_\_\_, Awning \_\_\_\_\_, Other \_\_\_\_\_.
12. Glass Type: Full Pane \_\_\_\_\_, Divided Panes \_\_\_\_\_, Leaded \_\_\_\_\_, Stained \_\_\_\_\_, Other \_\_\_\_\_.
13. Storm Window Frame: Wood \_\_\_\_\_, Aluminum \_\_\_\_\_, Vinyl \_\_\_\_\_, Other \_\_\_\_\_.
14. Storm Window Glass: Clear \_\_\_\_\_, Tinted \_\_\_\_\_, Other \_\_\_\_\_.
15. Door Type: Front \_\_\_\_\_, Other \_\_\_\_\_, Material \_\_\_\_\_.
16. Storm Door Type: Front \_\_\_\_\_, Other \_\_\_\_\_, Material \_\_\_\_\_, Style \_\_\_\_\_.
17. Other (Specify): \_\_\_\_\_.

(over)

DESCRIBE IN GENERAL TERMS THE NATURE OF WORK TO BE COMPLETED (please print and attach additional sheets if necessary):

See Attached

(PLEASE DO NOT WRITE BELOW THIS LINE)

### CERTIFICATE OF APPROPRIATENESS

If approved, this certificate is valid for 12 months from date of issuance. It may be renewed by contacting the City Inspections Department. No alteration may be made which differs from the approved application, plans, and conditions, if any.

Application Number: \_\_\_\_\_

Building Status:                      Contributing \_\_\_\_\_ Noncontributing \_\_\_\_\_

Approved as Proposed: \_\_\_\_\_

Approved with Conditions: \_\_\_\_\_

Disapproved: \_\_\_\_\_

(If you wish to appeal the Commission's decision, please contact the City Clerk.)

\_\_\_\_\_  
(Historic Landmark's Commission Chairman or Designee)                      Date: \_\_\_\_\_

COMMENTS OR CONDITIONS FOR APPLICANT/CERTIFICATE: \_\_\_\_\_

## Description

---

### Porch Rebuild

- Call 811 to schedule utilities locates.
  - Safely jack up porch overhang and support with temporary structural bracing.
  - Demo porch decking, structure, existing footings, concrete stairs & slab and dispose of properly.
  - Dig down 4.5 ft. Frame forms for footings. Pour concrete and let cure. Install pier forms plumb, level and square. Pour concrete and let cure.
  - Frame porch substructure using 3ply 2x12 beam, 6x6 posts, 2x10 joists.
  - Apply joist protective tape to prolong the life of the deck structure.
  - Install composite decking and secure with corrosion resistant fasteners.
  - Frame new staircase and secure.
  - Get framing Inspection done.
  - Install new structural white columns to support porch overhang, lower roof and secure. Install new white aluminum railings between columns and down stairs.
  - Install brick facade around post bases.
  - Install new white composite lattice.
  - Post Construction Cleanup
  - Final Inspection
-





# TUSCANY

SERIES





# ALUMINUM COLORS


## Textured Colors

Westbury® Aluminum Railing is available in 12 standard AAMA 2604 colors to compliment your project; from satin colors to textured colors.

Custom colors and AAMA 2605 colors are available by special order.



Black Fine Texture



Bronze Fine Texture



Brown Fine Texture



White Fine Texture




Grey Fine Texture


## Non Textured Colors



Gloss Beige




Chocolate



Ninety Bronze



Sandy Shore



Satin Black



Gloss White



Speckled Walnut



Colors shown are a close approximation of the true color.  
Please consult actual samples for accurate powder coating colors.





















neighbors  
house

